

Paramount Syntex Limited
(Formerly Known as Paramount Syntex Private Limited)
32, Floor- 3, Ploot 196/198, Bhagwan Bhuwan, Hazrat Abbas Road, Mumbai, Maharashtra, - 400009.
CIN: U17110MH1996PLC097972

RESTATED STATEMENT OF ASSETS & LIABILITIES

(Indian Rupees in Lakhs)

S.No.	Particulars	Note No.	As at 31.03.2025	As at 31.03.2024	As at 31.03.2023
I	<u>EQUITY AND LIABILITIES</u>				
1	Shareholders Funds				
	(a) Share Capital	2	1195.94	1064.39	34.34
	(b) Reserves & Surplus	3	1684.08	340.33	1235.65
2	Non-current liabilities				
	(a) Long-Term Borrowings	4	784.64	686.57	919.77
	(b) Deferred tax liabilities (Net)	12	-	-	28.77
	(c) Long-Term Provision	5	69.15	55.53	35.16
3	Current Liabilities				
	(a) Short-Term Borrowings	6	2353.34	2473.40	1856.42
	(b) Trade Payables	7			
	(i) total outstanding dues of micro and small enterprises; and		78.91	121.73	37.56
	(ii) total outstanding dues of creditors other than micro and small enterprises		690.39	736.29	72.27
	(c) Other Current Liabilities	8	300.28	250.61	116.95
	(d) Short-Term Provisions	9	452.07	296.06	8.12
	TOTAL		7608.78	6024.91	4345.02
II	<u>ASSETS</u>				
1	Non Current Assets				
	(a) Property, Plant & Equipment & Intangible Assets	10			
	(i) Property, Plant and Equipment		932.95	987.20	1064.66
	(ii) Capital Work in Progress		316.00	-	-
	(b) Non-Current Investment	11	-	-	75
	(c) Deferred Tax Assets (Net)	12	94.10	142.44	-
	(d) Long-Term Loan & Advances	13	1.03	1.03	23.53
	(e) Other Non-Current Assets	14	86.84	61.98	61.87
2	Current Assets				
	(a) Inventories	15	3655.05	3384.76	1504.54
	(b) Trade Receivables	16	2114.21	1260.75	847.16
	(c) Cash and Cash Equivalents	17	28.56	104.83	115.35
	(d) Short-Term Loans and Advances	18	359.62	70.07	715.49
	(e) Other Current Assets	19	20.42	11.86	11.65
	TOTAL		7608.78	6024.91	4345.02

The accompanying significant accounting policies and explanatory notes on accounts 1 to 30 and their annexures are integral part of Restated Financial Statements.

For Aggarwal Pawan & Associates
Chartered Accountants
CAI Firm Registration No.: 031570N

Pawan K. Aggarwal

CA. Pawan K. Aggarwal
Partner
Membership No.: 522474

Place: New Delhi
Date: 25.09.2025



For & on behalf of the Board of Directors of
Paramount Syntex Limited
FOR PARAMOUNT SYNTAX LIMITED

Punit Arora

Punit Arora DIRECTOR
Managing Director
DIN:-01137983
Place: Ludhiana
Date: 25.09.2025

Bharti Singh
Bharti Singh
Company Secretary
PAN: GGMP55663B
Place: Ludhiana
Date: 25.09.2025

Kunkum Arora

Kunkum Arora DIRECTOR
Whole-time director
DIN:-06625879
Place: Ludhiana
Date: 25.09.2025

FOR PARAMOUNT SYNTAX LIMITED

S.K. Srivastava

S.K. Srivastava DIRECTOR
Director & CFO
DIN:-07807007
Place: Ludhiana
Date: 25.09.2025

Paramount Syntex Limited
(Formerly Known as Paramount Syntex Private Limited)
32, Floor-3, Ploot 196/198, Bhagwan Bhuwan, Hazrat Abbas Road, Mumbai, Maharashtra, - 400009.
CIN: U17110MH1996PLC097972

RESTATED STATEMENT OF PROFIT & LOSS

(Indian Rupees in Lakhs)

Particulars	Note No.	For the year ended 31.03.2025	For the year ended 31.03.2024	For the year ended 31.03.2023
I. Revenue from Operations	20	11241.79	9277.86	8194.59
II. Other Income	21	30.63	16.59	38.90
III. Total Income (I + II)		11272.42	9294.45	8233.49
IV. Expenses:				
Cost of Materials Consumed	22.1	9422.68	8382.97	7666.91
Changes in Inventories Of Finished Goods and Stock-in-trade	22.2	-116.50	-1248.41	-437.39
Employee Benefits Expense	23	272.50	257.81	260.35
Finance Costs	24	276.62	273.09	191.80
Depreciation and Amortisation Expense	10	161.19	170.20	177.23
Other Expenses	25	337.80	936.36	292.20
IV. Total Expenses		10354.30	8772.02	8151.09
V. Profit before exceptional and extraordinary items and tax (III - IV)		918.12	522.44	82.40
VI. Exceptional items & Extraordinary Items	25.3	-	-	35.50
VII. Prior Periods Adjustment		-	-	-
VIII. Profit before tax (V- VI-VII)		918.12	522.44	46.90
IX. Tax expense:				
Tax of Earlier Years		.00	253.71	-
Current Tax (Refer to Annexure-IV)		196.96	305.22	30.04
Deferred Tax	12	48.34	-171.21	-14.05
IX. Total Tax Expense		245.30	387.72	16.00
X . Profit (Loss) for the year ended (VIII-IX)		672.83	134.72	30.90
X. Earnings per equity share (Refer to Annexure III) :				
Face Value of Share Rs. 10 each				
(1) Basic (Amount in Rs.)		5.69	1.27	0.29
(2) Diluted (Amount in Rs.)		5.69	1.27	0.29

The accompanying significant accounting policies and explanatory notes on accounts 1 to 30 and their annexures are integral part of Restated Financial Statements.

For Aggarwal Pawan & Associates
Chartered Accountants
ICAI Firm Registration No.: 031570N

CA. Pawan K. Aggarwal
Partner
Membership No.: 522474

Place: New Delhi
Date: 25.09.2025



For & on behalf of the Board of Directors of
Paramount Syntex Limited

Punit Arora
DIRECTOR

Punit Arora
Managing Director
DIN:-01137983
Place: Ludhiana
Date: 25.09.2025

Bharti Singh
Bharti Singh
Company Secretary
PAN: GGMP5663B
Place: Ludhiana
Date: 25.09.2025

FOR PARAMOUNT SYNTEX LIMITED

Kumkum Arora
DIRECTOR

Kumkum Arora
Whole-time director
DIN:-06625879
Place: Ludhiana
Date: 25.09.2025

FOR PARAMOUNT SYNTEX LIMITED

S.K. Srivastava
DIRECTOR

S.K. Srivastava
Director & CFO
DIN:-07807007
Place: Ludhiana
Date: 25.09.2025

Paramount Syntex Limited
(Formerly Known as Paramount Syntex Private Limited)
32, Floor- 3, Ploot 196/198, Bhagwan Bhuwan, Hazrat Abbas Road, Mumbai, Maharashtra, - 400009.
CIN: U17110MH1996PLC097972

RESTATED CASH FLOW STATEMENT

(Indian Rupees in Lakhs)

PARTICULARS	For the year ended 31.03.2025	For the year ended 31.03.2024	For the year ended 31.03.2023
A CASH FLOW FROM OPERATING ACTIVITIES:			
Net Profit/(Loss) before tax	918.12	522.44	46.90
Depreciation & Amortisation	161.19	170.20	177.23
Previous Years Adjustment (Amount Written Off)	-	-	20.53
Provision for Bad-Debts and Bad debts	12.39	.00	4.86
Provision for Bad Advances	-	679.20	-
Unrealised Gain/loss on Foreign Exchange(loss)/gain	-	-3.81	2.76
Gratuity Expenses	19.76	26.27	41.29
Interest Paid	268.23	269.39	187.27
Gratuity Paid	-6.09	-6.97	-
Profit/Loss on sale of Fixed Assets	5.44	-	.43
Interest Income	.89	.06	1.33
Operating Profit before Working Capital Changes	13,67,27,880.61	16,56,67,312.84	4,38,01,171.04
Adjusted for:			
(Increase)/decrease in Inventories	-270.29	-1880.22	-195.08
(Increase)/decrease in Trade Receivables	-865.86	-413.58	-442.01
(Increase)/decrease in Short term Loans and Advances	-289.55	-33.78	-450.12
(Increase)/Decrease in Other Current Assets	-8.56	-.20	320.41
(Increase)/Decrease in Long-Term Loan & Advances	.00	.00	.00
(Increase)/Decrease in Other Non-Current Assets	-	-.06	-31.92
Increase/(Decrease) in Trade Payable	-88.73	752.01	-522.39
Increase/(Decrease) in Other Current Liabilities	-60.43	92.60	-64.20
Increase/(decrease) in Long term provision	.00	.00	.00
Increase/(Decrease) in Short term provision	-2.98	9.98	2.00
	-1586.41	-1473.24	-1383.31
Net Cash generated from/(utilised in) Operations	-219.13	183.43	-945.30
Less : Income Tax Paid	38.01	257.40	26.86
Net Cash used in Operating Activities	-257.15	-73.97	-972.15
B CASH FLOW FROM INVESTING ACTIVITIES:			
Payment for Purchase of Property, Plant & Equipment	-427.81	-92.74	-162.63
Proceeds from Sale of Property, Plant & Equipment	10.30	.00	23.61
(Purchase)/Sale of Investment in Subsidiary	.00	.75	-.75
Interest Received	.89	.06	1.33
Investment in Fixed Deposit	-24.85	-.06	-6.60
Net Cash used in/ Generated from Investing Activities (B)	-441.48	-91.99	-145.04

FOR PARAMOUNT SYNTEX LIMITED

130



DIRECTOR

FOR PARAMOUNT SYNTEX LIMITED

[Signature]

DIRECTOR

RESTATED CASH FLOW STATEMENT

(Indian Rupees in Lakhs)

PARTICULARS	For the year ended 31.03.2025	For the year ended 31.03.2024	For the year ended 31.03.2023
C CASH FLOW FROM FINANCING ACTIVITIES:			
Proceeds from issue of Share capital	802.47	.00	.00
Repayemnts of long term borrowing	-252.42	-233.20	-488.07
Proceeds from long term borrowing	460.59	.00	685.66
Repayment of short term borrowing	-120.07	658.04	904.02
Finance Cost	-268.23	-269.39	-187.27
Net cash generated from Financing Activities (C)	622.35	155.45	914.35
Net Increase/(Decrease) in Cash and Cash Equivalents	-76.27	-10.51	-202.84
Cash and Cash Equivalents at the beginning of the year	104.83	115.35	318.19
Cash and Cash Equivalents at the end of the year	28.56	104.83	115.35
Cash and Cash Equivalents as per Balance Sheet			
Balances with Banks	-	100.05	100.05
Cash on Hand & Imprest A/c	28.56	4.78	15.30
Total	28.56	104.83	115.35

Note: Above Cash Flow Statement has been prepared using Indirect Method as per Accounting Standard- 3 issued by ICAI.

For Aggarwal Pawan & Associates
Chartered Accountants
ICAI Firm Registration No.: 031570N

CA. Pawan K. Aggarwal
Partner
Membership No.: 522474

Place: New Delhi
Date: 25.09.2025



For & on behalf of the Board of Directors of

Paramount Syntex Limited FOR PARAMOUNT SYNTAX LIMITED

Punit Arora DIRECTOR
Managing Director
DIN:-01137983
Place: Ludhiana
Date: 25.09.2025

Bharti Singh
Company Secretary
PAN: GGMP5663B
Place: Ludhiana
Date: 25.09.2025

Kumkum Arora DIRECTOR
Whole-time director
DIN:-06625879
Place: Ludhiana
Date: 25.09.2025

FOR PARAMOUNT SYNTAX LIMITED

S.K Srivastava
DIRECTOR & CFO
DIN:-07807007
Place: Ludhiana
Date: 25.09.2025

Bo

PARAMOUNT SYNTEX LIMITED

32, Floor-3, Plot 196/198, Bhagwan Bhuwan, Hazrat Abbas Road, Mumbai, Maharashtra, - 400009
CIN: U17110MH1996PLC097972

CORPORATE INFORMATION

Paramount Syntex Limited (formerly known as Paramount Syntex Private Limited) (the "Company") was originally incorporated on March 08, 1996 as a Private Limited Company as "Paramount Syntex Private Limited" via Registration No. 11-97972 under the provisions of the Companies Act, 1956 with the Registrar of Companies, Mumbai having its Registered office at 32, Floor-3, Plot 196/198, Bhagwan Bhuwan, Hazrat Abbas Road, Samuel Street, Vadgadi Masjid, Chinchbunder, Princess Dock, Mumbai, Mumbai, Maharashtra, India, 400009 & Address at which the books of account are to be maintained Village Mangarh Machiwara Road, Kohara, Ludhiana, Ludhiana, Punjab, India, 141112. Subsequently, Company was converted into Public Limited Company vide special resolution passed by our shareholders at the Extra Ordinary General Meeting held on May 23, 2024 and the name of the company was changed to Paramount Syntex Limited pursuant to issuance of Fresh Certificate of Incorporation dated 18th July 2024 by Registrar of Companies, Mumbai, Maharashtra. The Corporate Identification Number of our company is U17110MH1996PLC097972.

Company is engaged in production of Yarn manufacturing and has in house facility for Fiber Processing, Tow Dyeing Processes, Hank Dyeing Process & Knitted Cloth Manufacturing. The Company's manufacturing process adheres to stringent quality standards and is backed by advanced technology and machinery. The Company follows a systematic approach that includes raw material selection, segregation of waste, cleaning, adding resistance (for durability), drying, blending (if required), spinning, winding, and quality control. Company has in-build research team for meeting the requirements of quality.

NOTE 1 - SIGNIFICANT ACCOUNTING POLICIES

1.1 Basis of preparation of financial statements

- (a) The financial statements are prepared in accordance with Indian Generally Accepted Accounting Principles (Indian GAAP- AS) under the historical cost convention on accrual basis and SEBI ICDR guidelines as well on principles of going concern. For the preparation of Financial Statements the accounting policies are consistently applied by the Company.
- (b) The financial statements are prepared to comply in all material respects with the Accounting Standards specified under section 133 of the Act, read with Rule 7 of the Companies (Accounts) Rules, 2014 and provisions of Companies Act, 2013.
- (c) As per Accounting Standards, the preparation of financial statements requires the use of estimates and assumptions that influence the reported values of assets and liabilities at the reporting date, as well as the recognition of revenues and expenses during the reporting period. Any differences between actual results and those estimated are recognized in the period in which the outcome is confirmed. Furthermore, any revisions to accounting estimates are recognized prospectively in the current and future periods.
- (d) In accordance with the provisions of Schedule III to the Companies Act, 2013, all assets and liabilities have been classified as either current or non-current based on the Company's normal operating cycle and the relevant criteria specified therein. Considering the nature of its operations, which involves the acquisition of raw materials, production, and the realization of sale proceeds in cash and cash equivalents, the Company has determined its operating cycle to be 12 months for the purpose of classifying assets and liabilities as current or non-current.
- (e) All amounts are in Indian Rupees and have been further rounded off in lakhs as provided under Schedule III Division I to the Companies Act, 2013.
- (f) Events after the Balance Sheet are considered upto the date when the Restated Financial Statements are approved for issue. Adjusting events are those which provide further evidence of conditions that existed at the balance sheet date. Non adjusting events are those which are indicative of conditions that arose subsequent to the balance sheet date.

1.2 Revenue Recognition

- (a) The company generally follows the mercantile system of accounting and recognizes Incomes & Expenditures on accrual basis.
- (b) Revenue is recognized when there is reasonable certainty of its ultimate collection and it is measurable with reliability, in accordance with Accounting Standards.
- (c) Revenue from sale of goods is recognized when significant risks and rewards of ownership are transferred to the buyer, there is no significant uncertainty regarding the amount of consideration or its ultimate collection, and no further significant obligations remain to be fulfilled by the Company. Revenue from services is recognized as and when the services are rendered, on an accrual basis, in accordance with the terms of the respective arrangements.
- (d) Revenue is measured at the fair value of the consideration received or receivable, net of trade discounts, volume rebates, and taxes or duties collected on behalf of the Government such as Goods and Services Tax. Provisions for discounts and rebates are recognized on the basis of reasonable estimates derived from past experience. Revenue is recognized only when there is no significant uncertainty regarding its measurement or ultimate collection.
- (e) Interest income is recognized on a time proportion basis, determined by the amount outstanding and the applicable interest rate, provided there is no significant uncertainty regarding its ultimate collection.

1.3 Property, Plant & Equipment and Intangible Assets & Depreciation

- (a) Property, Plant and Equipment is measured using Cost model and stated at acquisition cost net of accumulated depreciation and accumulated impairment losses, if any. Cost of acquisition or construction of property, plant and equipment comprises its purchase price including import duties and non-refundable purchase taxes after deducting trade discounts, rebates and any directly attributable cost of bringing the item to its working condition for its intended use.
- (b) Subsequent costs are included in the assets' carrying amount or recognised as a separate asset, as appropriate, only when it is probable that future economic benefits associated with the item will flow to the company and the cost of the item can be measured reliably. All other repairs and maintenance cost are charged to the statement of profit and loss during the period in which they are incurred.



FOR PARAMOUNT SYNTEX LIMITED

18
DIRECTOR

FOR PARAMOUNT SYNTEX LIMITED

DIRECTOR

(c) Gains or losses that arise on disposal or retirement of an asset are measured as the difference between net disposal proceeds and the carrying value of property, plant and equipment and are recognised in the statement of profit and loss when the same is derecognised.

(d) Depreciation is calculated on pro rata basis on written down value method, based on estimated useful Life as prescribed under Part C of Schedule - II of the Companies Act, 2013. Freehold land is not depreciated.

(e) Intangible asset purchased are initially measured at cost. The cost of an intangible assets comprises its purchase price including duties and taxes and any costs directly attributable to making the assets ready for their intended use. The useful lives of intangible assets are assessed as either finite or indefinite. Finite-life intangible assets are amortised on a straight-line basis over the period of their estimated useful lives.

1.4 Impairment of Assets

The carrying amounts of assets are reviewed at each balance sheet date if there is any indication of impairment based on internal/external factors. An impairment loss is recognized wherever the carrying amount of an asset exceeds its recoverable amount. The recoverable amount is the higher of the asset's net selling price and value in use, which is determined by the present value of the estimated future cash flows.

1.5 Investments

Investments that are classified as long-term investments and shall be stated at cost. Provision shall be made to recognize any diminution other than temporary in the value of such investments. Current investments shall be carried at lower of cost and fair value.

1.6 Inventories

Inventories consisting of Raw Materials are valued at Cost. However, they are measured at replacement cost if the finished products in which they are incorporated are expected to be sold below cost, W-I-P and Finished Goods are valued at lower of cost and net realizable value (Net realizable value is the Estimated selling price, less Estimated costs of completion and costs necessary to make the sale) unless otherwise stated. Cost of inventories comprises of material cost on FIFO basis and expenses incurred in bringing the inventories to their present location and condition.

1.7 Employee Benefits

Retirement benefit in the form of provident fund is classified as a defined contribution scheme. The contributions towards provident fund are recognized as an expense in the Statement of Profit and Loss in the year in which the employee renders the related services

I. Short Term Employee Benefits

All employee benefits payable wholly within twelve months of rendering the services are classified as short term employee benefits. Benefits such as salaries, performance incentives, etc. are recognised as an expense at the undiscounted amount in the Profit and Loss Statement of the year in which the employee renders the related service.

II. Post Employee Benefits

Provident fund (contribution plan)

The Company's contributions towards provident fund, which are being deposited with the Regional Provident Fund Commissioner, are charged to the Statement of Profit and Loss in the period in which the employee renders the related service.

Gratuity (Defined Benefit Plan)

The Company's gratuity plan is a defined benefit plan. The present value of gratuity obligation under such defined benefit plans is determined at the end of year based on actuarial valuation carried out by an independent actuary using the Projected Unit Credit Method / based on actuarial reports obtained by the management, which recognises each period of service as giving rise to additional unit of employee benefit entitlement and measures each unit separately to build up the final obligation. The obligation is measured at the present value of estimated future cash flows. Actuarial gains and losses are recognised immediately in the statement of profit and loss. The discount rates used for determining the present value of obligation under defined benefit plans, is based on the market yields on Government securities as at the balance sheet date.

Leave encashment (other long term benefits)

Benefits under the Company's compensated absences scheme constitute other long term employee benefits. The obligation in respect of unavailed scheme is provided on the basis of actuarial valuation carried out by an independent actuary using the Projected Unit Credit Method and actuarial gains and losses are recognized immediately in the Statement of Profit and Loss.

1.8 Borrowing Costs

(a) Borrowing costs that are directly attributable to the acquisition of qualifying assets are capitalized for the period until the asset is ready for its intended use. A qualifying asset is an asset that necessarily takes substantial period of time to get ready for its intended use.

(b) Other Borrowing costs are recognized as expense in the period in which they are incurred.



DIRECTOR

DIRECTOR

1.9 Taxes on Income

Tax expense comprises of current tax and deferred tax.
Current income tax is measured at the amount expected to be paid to the tax authorities, computed in accordance with the applicable tax rates and tax laws.
Deferred Tax arising on account of "timing differences" and which are capable of reversal in one or more subsequent periods is recognized, using the tax rates and tax laws that are enacted or substantively enacted. Deferred tax asset is recognized only to the extent there is reasonable certainty with respect to reversal of the same in future years as a matter of prudence.

1.10 Earning per share (EPS)

(a) Basic earnings per share is calculated by dividing the net profit or loss for the period attributable to equity shareholders by the weighted average number of equity shares outstanding during the period.
(b) For the purpose of calculating diluted earnings per share, the net profit or loss for the period attributable to equity shareholders and the weighted average number of shares outstanding during the period are adjusted for the effects of all dilutive potential equity shares.

1.11 Prior Period Items

Prior Period and Extraordinary items and Changes in Accounting Policies having material impact on the financial affairs of the Company are disclosed in financial statements if any.

1.12 Provisions/Contingencies

(a) Provision involving substantial degree of estimation in measurements is recognized when there is a present obligation as a result of past events and it is probable that there will be an outflow of resources.
(b) Contingent Liabilities are shown by way of notes to the Accounts in respect of obligations where, based on the evidence available, their existence at the Balance Sheet date is considered not probable.
(c) A Contingent Asset is not recognized in the Accounts.

1.13 Segment Reporting

A. Business Segments :

Based on the guiding principles given in Accounting Standard 17 (AS - 17) on Segment Reporting issued by ICAI, since the company is only engaged in the business of textiles, the company has only one business segment.

B. Geographical Segments

The Company activities / operations are confined to India and as such there is only one geographical segment. Accordingly, the figures appearing in these financial statements relate to the Company's single geographical segment.

1.14 Foreign Currency Transactions

Foreign exchange transactions are recorded at the rate prevailing on the date of respective transaction. Monetary assets and liabilities denominated in foreign currencies as at the balance sheet date are translated at the closing exchange rates on that date. Non monetary items which are carried in terms of historical cost denominated in a foreign currency are reported using the exchange rate at the date of transaction. Exchange differences arising on foreign exchange transactions settled during the year and on restatement as at the balance sheet date are recognized in the statement of profit and loss for the year.

1.15 Leases

Lease payments under operating lease are recognised as an expense in the Statement of Profit and Loss on a straight-line basis over the lease term.

1.16 Cash and cash equivalents

Cash and cash equivalents include cash in hand, demand deposits with banks and other short term highly liquid investments convertible into known amounts of cash which are subject to insignificant risk of change in value with original maturities of three months or less.

1.17 Cash flow statement

Cash flows from Operating activities are reported using the indirect method, whereby profit before tax is adjusted for the effect of transactions of a non-cash nature, any deferrals or accruals of past or future operating cash receipts or payments and items of income or expenses associates with investing or financing cash flows. The cash flows from operating, investing and financing activities are segregated. The cash flows from investing and financing activities are reported as Gross receipts less Gross payments.

1.18 Events after the Balance Sheet Date

Events after the Balance Sheet are considered upto the date when the Restated Financial Statements are approved for issue. Adjusting events are those which provide further evidence of conditions that existed at the balance sheet date. Non adjusting events are those which are indicative of conditions that arose subsequent to the balance sheet date.

FOR PARAMOUNT SYNTEX LIMITED

FOR PARAMOUNT SYNTEX LIMITED



PB
DIRECTOR

Director
DIRECTOR

Paramount Syntex Limited
(Formerly Known as Paramount Syntex Private Limited)
32, Floor- 3, Ploot 196/198, Bhagwan Bhuwan, Hazrat Abbas Road, Mumbai, Maharashtra, - 400009.
CIN: U17110MH1996PLC097972

NOTES TO RESTATED FINANCIAL INFORMATION

NOTE 2

RESTATED STATEMENT OF SHARE CAPITAL

(Indian Rupees in Lakhs)

Particulars	As at 31.03.2025	As at 31.03.2024	As at 31.03.2023
Authorised			
Equity Shares @Rs.10/-Each			
Number of Shares	1,90,00,000	1,90,00,000	10,00,000
Amount in Rs lakhs	1900.00	1900.00	100.00
Issued, Subscribed & Fully Paid-up			
Equity Shares @Rs.10/-Each			
Number of Shares	1,19,59,382	1,06,43,850	3,43,350
Amount in Rs lakhs	1195.94	1064.39	34.34
Total	1195.94	1064.39	34.34

Details of shares for the period of five years immediately preceding respective end of financial year


Particulars	As at 31.03.2025	As at 31.03.2024	As at 31.03.2023
Aggregate number and class of shares allotted as fully paid up pursuant to contract without payment being received in cash	-	-	-
Aggregate number and class of shares allotted as fully paid up by way of bonus shares.	103.01	-	-
Aggregate number and class of shares bought back	-	-	-
Total	103.01	-	-

Particulars	As at 31.03.2025 No. of Shares	As at 31.03.2024 No. of Shares	As at 31.03.2023 No. of Shares
Shares outstanding at the beginning of the period	1,06,43,850	3,43,350	3,43,350
Bonus Shares during the year	-	1,03,00,500	-
Shares Issued during the year for a consideration in cash	13,15,532	-	-
Shares Issued during the year for a consideration other than in cash	-	-	-
Shares outstanding at the end of the year	1,19,59,382	1,06,43,850	3,43,350

Note 2A:

- The company was incorporated on 8th March,1996 with a paid-up capital of 10,000 Shares of Rs. 10 each amounting to Rs. 1,00,000
- The authorized share capital of the company was increased from 100,00,000 divided into 10,00,000 equity shares of Rs. 10/- each to 19,00,00,000/- divided into 1,90,00,000 Equity Share of Rs 10/- Each vide Shareholder Resolution dated 25 August 2023.
- The issued share capital of the Company was increased from 3,43,350 equity shares of Rs. 10 each to 1,06,43,810 Equity Shares of Rs. 10 each by issuing 1,03,00,500 fresh Equity Shares by performing a Bonus Issue in the ratio 30 : 1 shares by Capitalising Free Reserves on March 07, 2024.
- The Company made a Preferential allotment of 13,15,532 number of shares on 09.05.2024 at Rs. 61, at a premium of Rs. 51. This brought an increase in the paid up Sh. Cap of Rs. 1,31,55,320 and increase in reserves amounting to Rs. 6,70,92,132.
- It is disclosed that after the balance sheet date, the shares were transferred from Rajasthan Global Securities Pvt Ltd to Mr. Punit Arora on 30.04.2025. Total no. of shares were 3,27,868 at a price of Rs. 61/-.
- There are no shares reserved for issue under options and there are no contracts/commitments for the sale of shares/disinvestment, There are no securities convertible into equity /preference shares. There are no unpaid calls and forfeited shares

FOR PARAMOUNT SYNTEX LIMITED FOR PARAMOUNT SYNTEX LIMITED



DIRECTOR

DIRECTOR

NOTE 2B: Term/rights attached to

The Company has only one class of equity shares having a par value of Rs 10 per share. Holder of each equity share is entitled to one vote. No dividend has been proposed during the respective years.

In the event of liquidation of the Company, the holders of equity shares will be entitled to receive remaining assets of the Company, after distribution of all preferential amounts. The distribution to equity shareholders will be in proportion to the number of equity shares held by the shareholders.

NOTE 2C: Shares held by Promoters

Promoter Name	As at 31.03.2025		As at 31.03.2024		As at 31.03.2023	
	No. of Shares	% of Total Shares	No. of Shares	% of Total Shares	No. of Shares	% of Total Shares
	Face Value Rs. 10/-		Face Value Rs. 10/-		Face Value Rs. 10/-	
Punit Arora	1,02,57,860	85.77%	1,02,57,900	96.37%	3,30,900	96.37%
Kumkum Arora	3,85,950	3.23%	3,85,950	3.63%	12,450	3.63%
Total	1,06,43,810	89.00%	1,06,43,850	100.00%	3,43,350	100.00%

NOTE 2D: The Details of shareholders holding more than 5%

Shareholder Name	As at 31.03.2025		As at 31.03.2024		As at 31.03.2023	
	No. of Shares	% of Total Shares	No. of Shares	% of Total Shares	No. of Shares	% of Total Shares
	Face Value Rs. 10/-		Face Value Rs. 10/-		Face Value Rs. 10/-	
Punit Arora	1,02,57,860	85.77%	1,02,57,900	96.37%	3,30,900	96.37%
Rajasthan Global Secutries Pvt Ltd	13,15,532	11.0%	-	-	-	-
Total	1,02,57,860	96.77%	1,02,57,900	96.37%	3,30,900	96.37%

FOR PARAMOUNT SYNTAX LIMITED

FOR PARAMOUNT SYNTAX LIMITED



[Signature]
DIRECTOR

[Signature]

DIRECTOR

Paramount Syntex Limited
(Formerly Known as Paramount Syntex Private Limited)
32, Floor- 3, Ploot 196/198, Bhagwan Bhuwan, Hazrat Abbas Road, Mumbai, Maharashtra, - 400009.
CIN: U17110MH1996PLC097972

NOTES TO RESTATED FINANCIAL INFORMATION

NOTE 3

Reserves & Surplus

(Indian Rupees in Lakhs)

Particulars	As at 31.03.2025	As at 31.03.2024	As at 31.03.2023
a. Securities Premium			
Balance at the beginning of the reporting period	224.20	224.20	224.20
Add: Addition during the year (13,15,532 shares @ premium of Rs. 51)	670.92	-	-
Closing Balance (a)	895.12	224.20	224.20
b. Capital Reserve			
Opening Balance	39.83	39.83	39.83
Add: Addition during the year	-	-	-
(-) Written Back in Current Year	-	-	-
Closing Balance (b)	39.83	39.83	39.83
c. Surplus/(Deficit) in Statement of Profit & Loss			
Restated Opening balance (Refer Note (a) as below)	76.30	971.62	940.72
Add/(Less): Net Profit/(Loss) for the current year	672.83	134.72	30.90
Less: Issue of Bonus Shares	.00	1030.05	-
Less: Adjustment For Previous Year Items	.00	.00	-
Closing Balance (c)	749.12	76.30	971.62
Total ((a)+(b)+(c))	1684.08	340.33	1235.65

Note (a) Restated opening balance for the FY 2022-23 has been reduced by Rs. 20.53 Lacs against the writing off of Debts as it belongs to prior years to FY 2022-23. Defferred Tax Impact Amounting to Rs. 5.16 Lacs on the same has also been given in opening Reserves.

NOTE 4

LONG TERM BORROWINGS

(Indian Rupees in Lakhs)

Particulars	As at 31.03.2025	As at 31.03.2024	As at 31.03.2023
(a) Secured Loan			
a) Term loans			
From Banks	979.34	619.40	677.39
Less: Current Maturities of Long Term Debts	209.15	99.05	57.99
Net Term Loans	770.18	520.35	619.40
(b) Unsecured Loans			
Loans and Advances from Related Parties	14.45	166.22	300.37
Total	784.64	686.57	919.77

Note: Refer Note no. 4.1 for details of Long-term borrowings

NOTE 5

LONG TERM PROVISIONS

(Indian Rupees in Lakhs)

Particulars	As at 31.03.2025	As at 31.03.2024	As at 31.03.2023
Provision for Employee Benefits			
Provision for Gratuity (Refer Note no. 28)	69.15	55.53	35.16
Total	69.15	55.53	35.16

FOR PARAMOUNT SYNTEX LIMITED

FOR PARAMOUNT SYNTEX LIMITED



B
DIRECTOR

[Signature]

DIRECTOR

Paramount Syntex Limited
(Formerly Known as Paramount Syntex Private Limited)
32, Floor- 3, Ploot 196/198, Bhagwan Bhuwan, Hazrat Abbas Road, Mumbai, Maharashtra, - 400009.
CIN: U17110MH1996PLC097972

NOTES TO RESTATED FINANCIAL INFORMATION

NOTE 6

SHORT TERM BORROWINGS

(Indian Rupees in Lakhs)

Particulars	As at 31.03.2025	As at 31.03.2024	As at 31.03.2023
Secured Loan:			
<u>Loans repayable on demand/ Working Capital loan</u>			
From Banks	2353.34	2473.40	1856.42
Total	2353.34	2473.40	1856.42

Note: Refer Note no. 4.1 for details of Short-term borrowings

NOTE 7

Trade Payables

(Indian Rupees in Lakhs)

Particulars	As at 31.03.2025	As at 31.03.2024	As at 31.03.2023
Trade Payables- Due to MSME	78.91	121.73	37.56
Trade Payables Due to Other than MSME	461.83	390.94	62.76
Trade Payables Due to Related Parties	228.56	345.36	9.51
Total	769.30	858.03	109.83

Note (a). The average credit period for purchase of certain goods (other than MSME) is 45 days. The Company has financial risk management policies in place to ensure that all payables are paid within the pre-agreed credit terms.

Note (b). Disclosures required under Section 22 of the Micro, Small and Medium Enterprises Development Act, 2006

Particulars	As at 31.03.2025	As at 31.03.2024	As at 31.03.2023
(i) Principal amount remaining unpaid to MSME suppliers as on year end	78.91	121.73	37.56
(ii) Interest due on unpaid principal amount to MSME suppliers as on year end	1.86	3.69	.99
(iii) The amount of interest paid along with the amounts of the payment made to the MSME suppliers beyond the appointed day	-	-	-
(iv) The amount of interest due and payable for the year (without adding the interest under MSME Development Act)	-	-	-
(v) The amount of interest accrued and remaining unpaid as on year end	6.55	4.69	.99
(vi) The amount of interest due and payable to be disallowed under Income Tax Act, 1961	1.86	3.69	.99

Note c- Ageing of trade and other payables:

Outstanding for following periods from due date of payment

Disputed Dues

Undisputed Dues

(a) Micro, Small & Medium Enterprises

Less than 1 year

1 to 2 years

2 to 3 years

More than 3 Years

(b) Other than Micro, Small & Medium Enterprises

Less than 1 year

1 to 2 years


2 to 3 years

More than 3 Years

Total	769.30	858.03	109.83
--------------	---------------	---------------	---------------

FOR PARAMOUNT SYNTAX LIMITED

FOR PARAMOUNT SYNTAX LIMITED



DIRECTOR

DIRECTOR

Paramount Syntex Limited
(Formerly Known as Paramount Syntex Private Limited)
32, Floor- 3, Ploot 196/198, Bhagwan Bhuwan, Hazrat Abbas Road, Mumbai, Maharashtra, - 400009.
CIN: U17110MH1996PLC097972

NOTES TO RESTATED FINANCIAL INFORMATION

NOTE 8

OTHER CURRENT LIABILITIES

Particulars	(Indian Rupees in Lakhs)		
	As at 31.03.2025	As at 31.03.2024	As at 31.03.2023
Statutory Due payables	22.12	14.30	17.73
Expenses Payable	63.32	33.21	40.55
Advance From Customers	5.68	4.04	.68
Current maturities of Long term borrowings	209.15	99.05	57.99
Other Advances - Others	-	100.00	-
Total	300.28	250.61	116.95

NOTE 9

SHORT TERM PROVISIONS

Particulars	(Indian Rupees in Lakhs)		
	As at 31.03.2025	As at 31.03.2024	As at 31.03.2023
<u>Provision For Others:</u>			
Provision for Income Tax (Net of Advance tax)	437.96	279.02	-
Provision for CSR	-	9.98	-
Provision for Audit fees	9.00	2.00	2.00
<u>Provision For Employee Benefits:</u>			
Gratuity Provisions	5.11	5.06	6.12
Total	452.07	296.06	8.12

NOTE 11

NON CURRENT INVESTMENT

Particulars	(Indian Rupees in Lakhs)		
	As at 31.03.2025	As at 31.03.2024	As at 31.03.2023
<u>Subsidiary company - Unquoted</u>			
Investment in Subsidiary company	-	-	.75
Total	0.00	0.00	0.75

Note- The Company had made the Investment in the unquoted shares of the Company: PSPL Dyers Pvt Ltd. The Investment was made at cost. The shares were transferred from Paramount Syntex to Mrs. KumKum Arora on 01.04.2023. Total no. of shares were 7500 at a cost of Rs. 10/-.

FOR PARAMOUNT SYNTEX LIMITED

FOR PARAMOUNT SYNTEX LIMITED

[Handwritten Signature]



DIRECTOR

[Handwritten Signature]


DIRECTOR

Paramount Syntex Limited
(Formerly Known as Paramount Syntex Private Limited)
32, Floor-3, Ploot 196/198, Bhagwan Bhawan, Hazrat Abbas Road, Mumbai, Maharashtra, - 400009.
CIN: U17110MH1996PLC097972

NOTE NO. 10: PROPERTY, PLANT & EQUIPMENT

		(Indian Rupees in Lakhs)						
	Cost or Valuation	Building	Vehicles	Electical Fittings	Office Equipments	Plant & Machinery	Total	
GROSS BLOCK	As at 1st April 2021	790.45	223.85	5.55	58.90	1423.25	2502.00	
	Additions	4.20	.66	.00	1.42	189.73	196.02	
	Deletions		28.38					
	As at 31st March 2022	794.65	196.13	5.55	60.33	1612.99	2669.64	
	Additions	.54	80.57	-	2.43	79.08	162.63	
	Deletions	.00	7.22	-	-	22.61	29.83	
	As at 31 March 2023	795.19	269.49	5.55	62.76	1669.46	2802.44	
	Additions	24.07	1.11	-	4.60	62.96	92.74	
	Deletions	-	-	-	-	-	-	
	As at 31 March 2024	819.26	270.60	5.55	67.36	1732.42	2895.18	
	Additions	-	23.04	-	1.06	87.71	111.81	
	Deletions	-	19.25	-	-	3.30	22.55	
	As at 31 March 2025	819.26	274.38	5.55	68.42	1816.83	2984.44	
	Accumulated Depreciation	Depreciation	Building	Vehicles	Electical Fittings	Office Equipments	Plant & Machinery	Total
		As at 1st April 2021	236.61	163.36	4.22	35.86	973.31	1413.37
Charge for the year		52.71	15.76	.18	3.23	103.35	175.23	
Deletions			21.40					
As at 31st March 2022		289.32	157.72	4.40	39.09	1076.66	1567.20	
Charge for the year		48.01	20.26	.16	3.17	105.63	177.23	
Deletions		-	6.72	-	-	-.07	6.65	
As at 31 March 2023		337.33	171.27	4.56	42.26	1182.36	1737.78	
Charge for the year		43.66	25.50	.14	3.32	97.59	170.20	
Deletions		-						
As at 31 March 2024		380.99	196.77	4.70	45.57	1279.95	1907.98	
Charge for the year		41.64	21.07	.12	3.51	94.86	161.19	
Deletions		.00	17.67	.00	.00	.02	17.69	
As at 31 March 2025		422.63	200.17	4.82	49.08	1374.79	2051.49	
NET BLOCK		NET BLOCK						
	As at 31 March 2025	396.63	74.21	.73	19.34	442.04	932.95	
	As at 31 March 2024	438.27	73.83	.85	21.78	452.47	987.20	
	As at 31 March 2023	457.86	98.22	.96	20.50	487.10	1064.66	
CAPITAL WORK IN PROGRESS	Capital Work In Progress							
	As at 31 March 2025							
	Projects in progress for a period of:							
	0 to 1 Years	-	-	-	-	316.00	316.00	
	1 to 2 Years	-	-	-	-	-	-	
	2 to 3 Years	-	-	-	-	-	-	
	More Than 3 years	-	-	-	-	-	-	
	As at 31 March 2024	-	-	-	-	-	-	
As at 31 March 2023	-	-	-	-	-	-		

Note: Refer Note no. 4.1 for details of Property Plant & Equipment Pledged as Security



DIRECTOR

DIRECTOR

Paramount Syntex Limited
(Formerly Known as Paramount Syntex Private Limited)
32, Floor- 3, Ploot 196/198, Bhagwan Bhuwan, Hazrat Abbas Road, Mumbai, Maharashtra, - 400009.
CIN: U17110MH1996PLC097972

NOTES TO RESTATED FINANCIAL INFORMATION

NOTE 12
DEFERRED TAX LIABILITIES/(ASSETS) (NET)

(Indian Rupees in Lakhs)

Particulars	As at 31.03.2025	As at 31.03.2024	As at 31.03.2023
Timing Difference			
Depreciation			
Depreciation as per Companies Act, 2013	161.19	170.20	177.23
Profit/ Loss on sale of fixed assets	-5.44	.00	-.43
Depreciation as per Income Tax Act	373.88	167.91	167.14
Difference in	-218.13	2.29	9.66
Gratuity			
Gratuity provision as per Companies Act, 2013	19.76	26.27	41.29
Gratuity Paid as per Income Tax Act 1961	6.09	6.97	.00
Difference in	13.67	19.30	41.29
Provision for Bad-Debts			
Provision for Bad-Debts and Bad Advances as per Companies Act 2013	12.39	679.20	4.86
Provision for Bad-Debts recognised Through Opening Reserves	.00	.00	20.53
Bad debts as per Income Tax 1961	.00	20.53	.00
Difference in	12.39	658.67	25.39
Total Timing Difference	-192.07	680.27	76.33
Tax Rate as per Income Tax	25.17%	25.17%	25.17%
DTA/ (DTL)	-48.34	171.21	19.21
Deferred Tax Assets/(Liabilities) Summary			
Opening Balance of DTA/(DTL)	142.44	-28.77	-47.98
Add: Credit / Charge for the year	-48.34	171.21	14.05
Less: Recognised Through Opening Reserves	.00	.00	5.17
Closing Balance of DTA/(DTL)	94.10	142.44	-28.77
Total	94.10	142.44	-28.77

Note: In accordance with accounting standard 22, Accounting for taxes on income, issued by the institute of Chartered Accountant of India, the Deferred Tax Liabilities (net of Assets) is provided in the books of account as at the end of the year/ (period). The deferred tax assets have been recognised based on a reasonable certainty that sufficient future taxable income will be available against which such deferred tax assets can be realised.

NOTE 13
LONG-TERM LOANS AND ADVANCES


(Indian Rupees in Lakhs)

Particulars	As at 31.03.2025	As at 31.03.2024	As at 31.03.2023
Advance Sale Tax	1.03	1.03	1.03
Advance Income Tax (Net of Provisions for taxation)	-	-	22.51
Total	1.03	1.03	23.53

NOTE 14
OTHER NON CURRENT ASSETS

(Indian Rupees in Lakhs)

Particulars	As at 31.03.2025	As at 31.03.2024	As at 31.03.2023
Unsecured, considered good :			
Security Deposit	23.55	23.55	23.35
Fixed Deposits (With Maturity more than 12 months)	31.51	6.66	6.60
Interest Receivable (Receivable from Govt. Institution - Technology Upgradation Fund Scheme)	31.78	31.78	31.92
Total	86.84	61.98	61.87



B
DIRECTOR

FOR PARAMOUNT SYNTEX LIMITED
DIRECTOR

Paramount Syntex Limited
(Formerly Known as Paramount Syntex Private Limited)
32, Floor- 3, Ploot 196/198, Bhagwan Bhuwan, Hazrat Abbas Road, Mumbai, Maharashtra, - 400009.
CIN: U17110MH1996PLC097972

NOTES TO RESTATED FINANCIAL INFORMATION


NOTE 15
INVENTORIES

Particulars	(Indian Rupees in Lakhs)		
	As at 31.03.2025	As at 31.03.2024	As at 31.03.2023
Closing Stock			
Raw Material	1456.19	1290.18	723.74
Work In progress & Other	53.15	65.37	-
Finished Goods	2145.71	2029.21	780.80
Grand Total	3655.05	3384.76	1504.54

Note: As per AS-2 Raw Materials are valued at Cost. However, they are measured at replacement cost if the finished products in which they are incorporated are expected to be sold below cost. W-I-P and Finished Goods are valued at lower of cost and net realizable value. The cost of inventories recognised as an expense includes ₹Nil/- for FY 2024-25, INR NIL for FY 2023-24 and INR NIL for FY 2022-23 in respect of write-downs of inventory to net realisable value.

NOTE 16
TRADE RECEIVABLES

Particulars	(Indian Rupees in Lakhs)		
	As at 31.03.2025	As at 31.03.2024	As at 31.03.2023
(a) Secured, considered good:			
(b) Unsecured, considered good:			
Related Parties	9.28	595.12	381.79
Others	2104.93	665.62	465.38
(c) Doubtful	12.39	-	25.39
	2126.61	1260.75	872.56
Ageing of Trade Receivables :			
Outstanding for following periods from due date of payment			
(A) Undisputed - Considered Good			
1. From Directors/Promoters/Promoter Group/Associates/Relative of Directors/Group Companies outstanding for following periods from due date of payment			
Within 6 months	9.28	594.85	381.51
6 months to 1 year	-	-	.27
1 year to 2 years	-	-	-
2 years to 3 years	-	.02	-
More than 3 years	-	.26	-
	9.28	595.12	381.79
2. Undisputed From Others outstanding for following periods from due date of payment			
Within 6 months	1938.84	625.80	415.55
6 months to 1 year	103.81	-	37.91
1 year to 2 years	59.46	2.82	.98
2 years to 3 years	2.82	.99	-
More than 3 years	-	36.02	10.93
	2104.93	665.62	465.38
(B) Undisputed -Considered Doubtful			
Within 6 months	-	-	-
6 months to 1 year	6.23	-	-
1 year to 2 years	6.17	-	4.86
2 years to 3 years	-	-	-
More than 3 years	-	-	20.53
	12.39	-	25.39
(C) Disputed - Considered Good	-	-	-
(D) Disputed - Considered Doubtful	-	-	-
	-	-	-
TOTAL (a)	2126.61	1260.75	872.56



FOR PARAMOUNT SYNTEX LIMITED

DIRECTOR

FOR PARAMOUNT SYNTEX LIMITED

DIRECTOR

Paramount Syntex Limited
(Formerly Known as Paramount Syntex Private Limited)
32, Floor- 3, Ploot 196/198, Bhagwan Bhuvan, Hazrat Abbas Road, Mumbai, Maharashtra, - 400009.
CIN: U17110MH1996PLC097972

NOTES TO RESTATED FINANCIAL INFORMATION

Movement of Provision for Doubtful debts

Particulars	As at 31.03.2025	As at 31.03.2024	As at 31.03.2023
Restated Opening Balance (refer note (a) below)	.00	25.39	20.53
Add: Provision made during the year	12.39	-	4.86
Less: Utilization of Provision (Bad debts)	-	25.39	.00
Less: Provision written back	-	-	-
Closing Balance (b)	12.39	-	25.39

Particulars	As at 31.03.2025	As at 31.03.2024	As at 31.03.2023
Net Trade Receivables (a-b)	2114.21	1260.75	847.16

Note (a): Restated opening balance for the FY 2022-23 has been added by Rs. 20.53 Lacs against the writing off of Debts in FY 2023-24 belongs to prior years to FY 2022-23.

NOTE 17

CASH AND CASH EQUIVALENTS

(Indian Rupees in Lakhs)

Particulars	As at 31.03.2025	As at 31.03.2024	As at 31.03.2023
Balances with Banks	-	100.05	100.05
Cash on Hand & Imprest A/c	28.56	4.78	15.30
Total	28.56	104.83	115.35

NOTE 18

SHORT TERM LOANS AND ADVANCES

(Indian Rupees in Lakhs)

Particulars	As at 31.03.2025	As at 31.03.2024	As at 31.03.2023
Unsecured & Considered good			
Balance with Government Authorities	107.26	28.61	25.95
Other Advances against Suppliers & Capital Goods (refer note (a) below)	252.36	41.46	689.54
Total	359.62	70.07	715.49

Note (a): Out of total amount of Other advances as above, An amount of Rs. 4,81,20,200 and Rs.1,98,00,000 advanced to M/s Pragati Industries and M/s Johar Karyana Store, respectively against the Business Advance for expansion in FY 2022-23. However, the said advances were not materialised for the purposes it was given and company filed court case against the same. It is now found doubtful to recover the advance, therefore Management has decided to take 100% provision in Books of Accounts and continue to look for recovery by taking appropriate legal action.

NOTE 19

OTHER CURRENT ASSETS

(Indian Rupees in Lakhs)

Particulars	As at 31.03.2025	As at 31.03.2024	As at 31.03.2023
Prepaid Expenses	3.60	1.07	1.67
Other Advances	5.00	-	-
Other Advances (Related Party)	11.82	10.79	9.98
Total	20.42	11.86	11.65

FOR PARAMOUNT SYNTEX LIMITED

FOR PARAMOUNT SYNTEX LIMITED

R



[Signature]
DIRECTOR

[Signature]
DIRECTOR

Paramount Syntex Limited
(Formerly Known as Paramount Syntex Private Limited)
32, Floor- 3, Ploot 196/198, Bhagwan Bhuwan, Hazrat Abbas Road, Mumbai, Maharashtra, - 400009.
CIN: U17110MH1996PLC097972

NOTES TO RESTATED FINANCIAL INFORMATION

NOTE 20

REVENUE FROM OPERATIONS

(Indian Rupees in Lakhs)

Particulars	As at 31.03.2025	As at 31.03.2024	As at 31.03.2023
Sale of Finished Goods:			
- Domestic	11191.07	9277.86	8194.59
- Export	50.72	.00	-
Total	11241.79	9277.86	8194.59

Note (a): Details of parties to whom sales made exceeding 10% of total sales for the period:

Name of Party	During the year 2024-25	During the year 2023-24	During the year 2022-23
Demarte Industries Limited	-	-	13,78,70,540.00
(%ge of Total Sales/ Turnover)	-	-	16.82%
M. R. dyeing and Finishing Mill	-	-	9,55,54,146.00
(%ge of Total Sales/ Turnover)	-	-	11.66%
Sumit Fabrics	-	11,81,25,054.00	-
(%ge of Total Sales/ Turnover)	-	12.73%	-

NOTE 21

OTHER INCOME

(Indian Rupees in Lakhs)

Particulars	As at 31.03.2025	As at 31.03.2024	As at 31.03.2023
Other Non Operating Income			
Interest Income	0.89	0.06	01.33
Duty Drawback	1.07	-	-
Profit on sale of Fixed Assets	5.44	-	0.43
Foreign Exchange Gain/(Loss)	19.69	16.48	36.13
Other Income	3.55	0.06	01.01
Total	30.63	16.59	38.90

NOTE 22

NOTE 22.1: COST OF MATERIALS CONSUMED

(Indian Rupees in Lakhs)

Particulars	As at 31.03.2025	As at 31.03.2024	As at 31.03.2023
Opening Raw Material (Including WIP)	1355.55	723.74	966.05
Purchases of Materials Domestic	7730.84	7479.11	4197.80
Purchases of Materials Import	931.63	697.20	2248.61
Closing Raw Material (including WIP)	1509.34	1355.55	723.74
	8508.68	7544.50	6688.72
Add : Direct Expenses:			
Consumables, Dyes & Chemicals	178.61	180.39	219.33
Packing Expenses	50.65	54.37	70.67
Power & Fuel Charges	273.21	262.96	273.96
Transportation Charges	57.26	42.41	62.22
Wages expenses & Other Incentive	354.27	298.34	352.02
Total Direct Expenses	914.00	838.47	978.20
Total	9422.68	8382.97	7666.91

FOR PARAMOUNT SYNTEX LIMITED

FOR PARAMOUNT SYNTEX LIMITED

DIRECTOR

DIRECTOR



Paramount Syntex Limited
(Formerly Known as Paramount Syntex Private Limited)
32, Floor- 3, Ploot 196/198, Bhagwan Bhuwan, Hazrat Abbas Road, Mumbai, Maharashtra, - 400009.
CIN: U17110MH1996PLC097972

NOTES TO RESTATED FINANCIAL INFORMATION

NOTE 22.2: CHANGES IN INVENTORIES OF FINISHED GOODS AND STOCK-IN-TRADE

(Indian Rupees in Lakhs)

Particulars	As at 31.03.2025	As at 31.03.2024	As at 31.03.2023
Finished goods :			
Opening Stock	2029.21	780.80	343.41
Closing Stock	2145.71	2029.21	780.80
(Increase)/Decrease	-116.50	-1248.41	-437.39
Total	-116.50	-1248.41	-437.39

NOTE 23

EMPLOYEES BENEFIT EXPENSE

(Indian Rupees in Lakhs)

Particulars	As at 31.03.2025	As at 31.03.2024	As at 31.03.2023
Salaries, Wages Bonus & LWW	257.37	243.37	240.70
Contribution to ESI, EPF & Other Funds	7.27	10.09	12.22
Staff Welfare Expenses	7.86	4.35	7.43
Total	272.50	257.81	260.35

NOTE 24

FINANCE COST

(Indian Rupees in Lakhs)

Particulars	As at 31.03.2025	As at 31.03.2024	As at 31.03.2023
<u>1. Interest Expense</u>			
Interest on Working Capital	240.69	259.06	174.98
Interest on Term Loans	27.54	10.33	12.28
<u>2. Other Borrowing Cost</u>			
Finance Charges	8.40	3.69	4.53
<u>3. Foreign Exchange Gain/(Loss) on foreign currency transaction</u>	-	-	.00
Total	276.62	273.09	191.80

FOR PARAMOUNT SYNTEX LIMITED

FOR PARAMOUNT SYNTEX LIMITED

DIRECTOR

DIRECTOR



Paramount Syntex Limited
(Formerly Known as Paramount Syntex Private Limited)
32, Floor- 3, Ploot 196/198, Bhagwan Bhuwan, Hazrat Abbas Road, Mumbai, Maharashtra, - 400009.
CIN: U17110MH1996PLC097972

NOTES TO RESTATED FINANCIAL INFORMATION

NOTE 25

Other Expenses

(Indian Rupees in Lakhs)

Particulars	As at 31.03.2025	As at 31.03.2024	As at 31.03.2023
Payment to Auditor (Refer Note 25.1 as below)	9.00	2.00	2.00
Rebate & Discount	-	0.63	-
Computer expenses	0.21	0.30	0.24
CSR Expenses (Refer note No 25.2 Below)	18.83	9.98	-
Interest On MSME Suppliers	1.86	3.69	0.99
Director's Remuneration	48.00	48.00	48.00
Donation	7.50	0.00	-
Electricity Expenses	1.21	0.67	0.67
Rates & Taxes	7.98	19.06	27.23
Other Establishment expenses	7.42	6.62	7.87
Insurance	4.88	5.10	9.12
Legal Charges & professional Expenses	40.85	22.20	3.53
Provision for Bad-Debts and Bad debts	12.39	0.00	4.86
Provision for Bad Advances	0.00	679.20	0.00
Rental Expenses	62.40	65.09	63.03
Factory & Office Maintenance expenses	16.37	16.30	5.56
Commission Expenses	13.32	6.59	13.78
Travelling & Conveyance Expenses	6.71	6.48	5.05
Other Repair & Maintenance Expenses	26.16	17.51	30.35
Machinery Repair & Maintenance Expenses	47.34	22.39	65.41
Building Repair & Maintenance Expenses	5.35	4.54	4.52
Total	337.80	936.36	292.20

Note 25.1: Payment to Auditor's

(Indian Rupees in Lakhs)

Particulars	As at 31.03.2025	As at 31.03.2024	As at 31.03.2023
Statutory Audit	3.00	2.00	2.00
Income Tax Audit	-	-	-
Company law matters	-	-	-
Other Matters	-	-	-
Restated Financial Statement Examination	6.00	-	-
Total	9.00	2.00	2.00

Note 25.2: Corporate responsibility expenses

Particulars	For the year ended 31.03.2025	For the year ended 31.03.2024	For the year ended 31.03.2023
Gross amount required to be spent by the Company during the year 2024-2025:	18.83	9.98	-
<u>Amount spent during the year on:</u>			
Construction, acquisition of any asset	-	-	-
On purposes other than the above*	-	-	-
Paid	28.81	0.00	-
Yet to be paid	0.00	9.98	-
Total	28.81	9.98	.00


The above expenditure relates to General Social welfare Fund having CSR registration no. CSR00012077, issued by Ministry of Corporate Affairs on 27.07.2021, which is an eligible spend as per the the seventh schedule to the Companies Act 2013

FOR PARAMOUNT SYNTEX LIMITED

DIRECTOR

FOR PARAMOUNT SYNTEX LIMITED

DIRECTOR



Paramount Syntex Limited
(Formerly Known as Paramount Syntex Private Limited)
32, Floor- 3, Ploot 196/198, Bhagwan Bhuwan, Hazrat Abbas Road, Mumbai, Maharashtra, - 400009.
CIN: U17110MH1996PLC097972

NOTES TO RESTATED FINANCIAL INFORMATION

Note 25.3

Gratuity expenses of INR 41,28,522 for FY 2022-23 and INR 19.30 lakhs for FY 2023-24 have been recognized in the restated financials, based on an actuarial valuation, in accordance with AS 15 - "Employee Benefits." These expenses were not recognized in the audited financial statements. Out of Total amount of Gratuity Rs. 41,28,522 expensed out in FY 2022-23, Rs. 5,78,565/- pertains to FY 2022-23 and remaining Rs. 35,49,957 shown as exceptional expense pertains to prior to FY 2022-23.

FOR PARAMOUNT SYNTEX LIMITED FOR PARAMOUNT SYNTEX LIMITED

DIRECTOR

DIRECTOR



Paramount Syntex Limited
(Formerly Known as Paramount Syntex Private Limited)
32, Floor- 3, Ploot 196/198, Bhagwan Bhuwan, Hazrat Abbas Road, Mumbai, Maharashtra, - 400009.
CIN: U17110MH1996PLC097972

Note 26: Other Disclosures

- (a) As at 31st March 2025, the Company has disputed income-tax demands of ₹24.11 lakhs and TDS demands of ₹4.64 lakhs, which are pending and subject to rectification. Certain other claims against the Company are also outstanding, the amounts of which are presently unascertainable. Based on facts no provision has been considered necessary in the financial statements - Refer Annexure VI for previous year's liability.
- (b) Contracts Remaining to be Executed - The Company has placed an order for new knitting machinery. As at 31st March 2025, a portion of the machinery was under fabrication, while the balance machinery amounting to ₹1,18,50,000 yet to receive as on 31.03.2025 and received after balance sheet date.
- (c) Segment Reporting- The Company is engaged in a single line of business and operates in a single geographical segment. Accordingly, the disclosure requirements of Accounting Standard 17 - Segment Reporting are not applicable.
- (d) Foreign Currency Hedging- The Company has not entered into any foreign currency hedging or derivative transactions during the period. Accordingly, the disclosure requirements relating to foreign currency hedging under the relevant Accounting Standards are not applicable As on date of signing the Restated Balance Sheet.
- (e) Subsidiary and Associate Companies- As on date of signing the Restated Balance Sheet , the Company does not have any subsidiary or associate companies. Details of related parties and other associated firms, as required under the Companies Act, 2013 and Accounting Standard 18 "Related Party Disclosures", have already been disclosed in the Report and are incorporated by reference.
- (f) Leasing of assets whereby the lessor essentially remains the owner of the asset is classified as operating leases. The payments made by the Company as lessee in accordance with operational leasing contracts or rental agreements are expensed proportionally during the lease or rental period respectively. Any compensation, according to agreement, that the lessee is obliged to pay to the lessor if the leasing contract is terminated prematurely is expensed during the period in which the contract is terminated.
- (g) Balance of Debtors & Creditors & Loans & advances Taken & giving are subject to confirmation and subject to consequential adjustments, if any. Debtors & creditors balance has been shown separately and the advances received and paid from/to the parties is shown as advance from customer and advance to suppliers
- (h) Previous years figures have been regrouped and reclassified wherever necessary to match with current year grouping and classification.

FOR PARAMOUNT SYNTEX LIMITED

FOR PARAMOUNT SYNTEX LIMITED



DIRECTOR

DIRECTOR

Paramount Syntex Limited
(Formerly Known as Paramount Syntex Private Limited)
32, Floor- 3, Ploot 196/198, Bhagwan Bhuwan, Hazrat Abbas Road, Mumbai, Maharashtra, - 400009.
CIN: U17110MH1996PLC097972

Note 27 :Regulatory Disclosures

- (a) The Company does not have any Benami property, where any proceeding has been initiated or pending against the Company for holding any Benami property.
- (b) The Company does not have any transactions with companies struck off.
- (c) The Company does not have any charges or satisfaction which is yet to be registered with ROC beyond the statutory period.
- (d) The Company has not traded or invested in Crypto currency or Virtual digital Currency during the financial year.
- (e) The Company have not advanced or loaned or invested funds to any other person(s) or entity(ies), including foreign entities (Intermediaries) with the understanding that the Intermediary shall:
 - i) directly or indirectly lend or invest in other persons or entities identified in any manner whatsoever by or on behalf of the Company (Ultimate Beneficiaries); or
 - ii) provide any guarantee, security or the like to or on behalf of the Ultimate Beneficiaries;
- (f) The Company has not received any fund from any person(s) or entity(ies), including foreign entities (Funding Party) with the understanding (whether recorded in writing or otherwise) that the Company shall:
 - i) directly or indirectly lend or invest in other persons or entities identified in any manner whatsoever by or on behalf of the Funding Party (Ultimate Beneficiaries) or;
 - ii) provide any guarantee, security or the like on behalf of the Ultimate Beneficiaries,
- (g) The Company does not have any such transaction which is not recorded in the books of accounts that has been surrendered or disclosed as income during the year in the tax assessments under the Income Tax Act, 1961 (such as, search or survey or any other
- (h) The Company has filed monthly statements of current assets with the banks in agreement with the books of accounts.
- (i) The Company does not have any immovable property (other than properties where the Company is the lessee and the lease agreements are duly executed in favour of the lessee) whose title deeds are not held in the name of the Company.
- (j) The Company has not made any Loans or Advances in the nature of loans that are granted to promoters, directors, KMPs and the related parties (as defined under Companies Act, 2013), either severally or jointly with any other person, that are:
 - i) repayable on demand or
 - ii) without specifying any terms or period of repayment

FOR PARAMOUNT SYNTAX LIMITED

FOR PARAMOUNT SYNTAX LIMITED

DIRECTOR

DIRECTOR



NOTE 28 : EMPLOYEE BENEFITS

I. Defined contribution plans

The Company has classified the various benefits provided to employees as under:

- a. Employee State Insurance Fund
- b. Employee Provident Fund
- c. Earned Leaves

The expense recognised during the period towards defined contribution plan -

(Indian Rupees in Lakhs)

Particulars	For the year ended 31.03.2025	For the year ended 31.03.2024	For the year ended 31.03.2023
Employers Contribution to Employee State Insurance & Employee Provident Fund	07.27	10.09	12.22
Earned Leaves (Leave with wages)	0.07	0.18	0.26

II. Defined benefit plans

Gratuity

The Company provides for gratuity for employees as per the Payment of Gratuity Act, 1972. Employees who are in continuous service for a period of 5 years are eligible for gratuity. The amount of gratuity payable on retirement/termination is the employees last drawn basic salary per month computed proportionately for 15 days salary multiplied for the number of years of service. The gratuity plan is an unfunded plan.

(Indian Rupees in Lakhs)

Defined benefit plans	For the year ended 31.03.2025	For the year ended 31.03.2024	For the year ended 31.03.2023
	Gratuity (Unfunded)	Gratuity (Unfunded)	Gratuity (Unfunded)
i) Expenses recognised in statement of profit and loss during the year:			
Current service cost	36.35	28.10	18.16
Past service cost	-	-	-
Interest Cost	4.38	3.10	2.58
Expected Return on Plan Assets	-	-	-
Curtailement Cost / (Credit)	-	-	-
Settlement Cost / (Credit)	-	-	-
Net actuarial (gain)/ loss recognized in the year	-20.97	-4.93	-14.96
Total expenses included in Employee benefit expenses	19.76	26.27	5.79
Discount Rate as per para 78 of AS 15 R (2005)	6.80%	7.23%	7.52%
ii) Net asset/(liability) recognised as at balance sheet date:			
Present value of defined benefit obligation	74.26	60.59	41.29
Fair value of plan assets	-	-	-
Funded status [surplus/(deficit)]	-74.26	-60.59	-41.29
iii) Movements in present value of defined benefit obligation			
Present value of defined benefit obligation at the beginning of the year	60.59	41.29	35.50
Current service cost	36.35	28.10	18.16
Past service cost	0.00	0.00	0.00
Interest cost	4.38	3.10	2.58
Actuarial (gains) / loss	-20.97	-4.93	-14.96
Benefits paid	-6.09	-6.97	0.00
Present value of defined benefit obligation at the end of the year	74.26	60.59	41.29
iv) Classification			
Current liability	5.11	5.06	6.12
Non-current liability	69.15	55.53	35.16

FOR PARAMOUNT SYNTEX LIMITED FOR PARAMOUNT SYNTEX LIMITED

DIRECTOR

DIRECTOR



Paramount Syntex Limited
 (Formerly Known as Paramount Syntex Private Limited)
 32, Floor- 3, Ploot 196/198, Bhagwan Bhuwan, Hazrat Abbas Road, Mumbai, Maharashtra, - 400009.
 CIN: U17110MH1996PLC097972

v) Actuarial assumptions:

Particulars	For the year ended 31.03.2025	For the year ended 31.03.2024	For the year ended 31.03.2023
Expected Return on Plan Assets	NA	NA	NA
Discount rate	7.23%	7.23%	7.52%
Expected rate of salary increase	10.00%	10.00%	10.00%
Mortality Rate During Employment	IALM 2012-14	IALM 2012-14	IALM 2012-14
Retirement age	60 Years	60 Years	60 Years

Notes:

- a. The rate used to discount post-employment benefit obligations is determined by reference to market yields at the end of the reporting period on government bonds.
- b. The estimates of future salary increases considered in the actuarial valuation take account of inflation, seniority, promotion and other relevant factors, such as supply and demand in the employment market.

FOR PARAMOUNT SYNTAX LIMITED

Bo

FOR PARAMOUNT SYNTAX LIMITED

DIRECTOR

[Signature]

DIRECTOR




Restated Statement of Accounting Ratios

Particulars	NOTES	As at 31.03.2025	As at 31.03.2024	As at 31.03.2023	% Change from 31.03.2024 to 31.03.2025	% Change from 31.03.2023 to 31.03.2024	Reason For Variance more than 25% from FY 2023-24 to FY 2024-25	Reason For Variance more than 25% from FY 2022-23 to FY 2023-24
Current Assets	[A]	6177.86	4832.26	3194.20				
Current Liabilities	[B]	3873.98	3678.10	2091.33				
Current Ratio	[A/B]	1.59	1.25	1.53	27.95%	-18.42%	Increase is mainly due to a higher buildup of current assets, particularly in inventories and trade receivables, whereas current liabilities have remained almost stable. Improved liquidity position explains this increase	N/A
Debt	[A]	3347.12	3259.02	2931.18				
Equity	[B]	2880.01	1404.71	1269.99				
Debt - Equity Ratio	[A/B]	1.16	2.32	2.23	-49.91%	3.96%	Significant increase in borrowing for expansion but Shareholder's equity rose up comparatively low on account of infusion of fresh capital (share capital + reserves).	N/A
Earnings available for debt service	[A]	883.57	357.23	250.53				
Debt Service	[B]	933.23	796.85	1158.82				
Debt - Service Coverage Ratio	[A/B]	0.95	0.45	0.22	111.20%	107.36%	N/A	The DSCR improved in FY 2022-23 to in FY 2023-24, primarily due to higher earnings from improved profitability and operating margins. Debt service obligations rose moderately, but earnings growth outpaced the increase. Cost efficiency measures and stable finance costs further strengthened the coverage.
Net Profit after Tax	[A]	672.83	134.72	30.90				
Shareholder's Equity	[B]	2880.01	1404.71	1269.99				
Return on Equity Ratio (%)	[A/B]	0.23	0.10	0.02	143.59%	294.18%	N/A	The ROE improved sharply in FY 2022-23 to in FY 2023-24, driven by a substantial rise in net profitability, improved margins, cost controls, and efficiency gains further supported the performance. With equity remaining stable, higher earnings significantly boosted shareholder returns.
Cost of Goods Sold	[A]	8308.68	7544.50	6688.72				
Inventory	[B]	3519.91	2444.65	1407.00				
Inventory Turnover Ratio	[A/B]	2.42	3.09	4.75	-21.67%	-35.08%	N/A	The Inventory Turnover Ratio fell in FY 2022-23 to FY 2023-24, mainly due to a sharp rise in inventory levels. The increase in stockholding outpaced the growth in cost of goods sold, reducing turnover efficiency. This reflects higher working capital blocked in inventory during FY24.
Net Sales	[A]	11241.79	9277.86	8194.59				
Trade Receivables	[B]	1687.48	1053.96	638.59				
Trade Receivables Turnover Ratio	[A/B]	6.66	8.80	12.04	-28.32%	-32.47%	N/A	The Trade Receivables Turnover Ratio declined in FY 2024, driven by increase in trade receivables. This reflects the company's strategic extension of credit to support higher sales and strengthen customer relationships. The approach is aligned with growth plans and is expected to enhance long-term revenue stability.

FOR PARAMOUNT SYNTEX LIMITED

 DIRECTOR

FOR PARAMOUNT SYNTEX LIMITED

 DIRECTOR



PARAMOUNT SYNTEX LIMITED (Formerly known as Paramount Syntex Private Limited)
 32, Floor-3, Plot 196/198, Bhagwan Bhawan, Hazrat Abbas Road, Mumbai, Maharashtra, - 400009
 CIN: U17110MH1996PLC097972

NOTE 30 : Restated Standalone Related Party Transactions

A List of Related Parties and Nature of Relationship

Name of Party	Nature of Relation
I. Key Management Personnel	
Punit Arora	Managing Director
Sharad Kumar Srivastava	Director/CFO
Kumkum Arora	Whole Time Director
Mohit Bedi	Director
Shilpi Jain	Director
Manish Chhabra	Director
Bharti Singh	Director
II. Relatives of Key Management Personnel	
Kunal Arora	Relative of Director
Palki Arora	Relative of Director
Kanjana Arora	Relative of Director
III Enterprises that are under common control	
KK Impex (Proprietor : Kumkum Arora)	Associate Prop. Firm
Paraspin Impex Private Limited	Associate Company
Paramount Dye tec	Associate Company
Winning Industries	Associate Partnership Firm
PSPL Dyers and Processors Private Limited	Associate Company

FOR PARAMOUNT SYNTEX LIMITED

FOR PARAMOUNT SYNTEX LIMITED

DIRECTOR

DIRECTOR



B Transaction with Related Parties

Name of Party	Nature of Relation	Nature of Transaction	(Indian Rupees in Lakhs)		
			For the year ended March 31st		
			2025	2024	2023
KumKum Arora	Whole Time Director	Director Remuneration	12.00	12.00	12.00
KumKum Arora	Whole Time Director	Rent Expenses	01.44	02.52	01.44
KumKum Arora	Whole Time Director	Electricity expenses incurred on behalf of Paramount Syntex Ltd	19.06	09.35	-
Punit Arora	Managing Director	Electricity expenses incurred on behalf of Paramount Syntex Ltd	159.64	149.68	170.11
Punit Arora	Managing Director	labour welfare fund incurred on behalf of Paramount Syntex Ltd	-	-	0.97
KumKum Arora	Director	Professional Charges expenses d on behalf of Paramount Syntex Ltd	-	-	0.40
Punit Arora	Managing Director	Director Remuneration	36.00	36.00	36.00
Punit Arora	Managing Director	Interest Paid	27.48	10.33	10.32
Punit Arora	Managing Director	Commission Paid	-	-	10.00
Sharad Kumar Srivastava	Director	Director Remuneration	07.88	07.70	07.52
Punit Arora	Managing Director	Rent Expenses	0.96	0.96	0.96
Ranjana Arora	Relative of Director	Salary	04.98	04.98	05.00
Punit Arora	Director	Loan availed	796.10	194.70	680.80
Punit Arora	Director	Loan repaid	981.03	328.63	858.71
Paramount Dye tec	Group Firm	Rent Expenses	-	36.00	43.20
Paramount Dye tec	Group Firm	sales	-	02.56	82.03
Paramount Dye tec	Group Firm	Purchase	-	1027.21	1663.85
Paramount Dye tec lid	Group Company	Rent Expenses	43.20	07.20	-
Winning Industries	Associate Firm	sales	-	-	0.02
Paraspin Impex Private Limited	Companies under same management (Common Directors)	Purchases	-	-	68.82
Paraspin Impex Private Limited	Companies under same management (Common Directors)	Commission Paid	-	02.60	0.00
KK IMPEX	Companies under same management (Common Directors)	Purchases	181.69	447.08	0.00
KK IMPEX	Companies under same management (Common Directors)	Sales	222.85	194.78	0.00

FOR PARAMOUNT SYNTAX LIMITED

FOR PARAMOUNT SYNTAX LIMITED

DIRECTOR

DIRECTOR



C. Outstanding Balances

(Indian Rupees in Lakhs)

Name of Party	Nature of Relation	Nature of Transaction	For the year ended March 31st		
			2025	2024	2023
Paraspin Impex Private Limited	Companies under same management (Common Directors)	Creditors	48.19	86.42	09.51
Kum Kum Arora	Director	Unsecured Loan		10.36	01.26
Punit Arora	Director	Unsecured Loan	02.00	120.79	244.30
Punit Arora HUF	Relative of Director	Unsecured Loan	01.32	26.14	32.29
Ranesh Arora HUF	Relative of Director	Unsecured Loan	11.14	08.93	18.05
Ranjana Arora	Relative of Director	Unsecured Loan	-	0.00	04.48
KK Impex	Proprietorship under same management (Common Directors)	Debtors	09.28	594.85	210.58
Winning Industries	Associate Firm	Debtors	-	0.27	0.27
Paramount Dye tec	Associate Company	Debtors	-	0.00	170.93
Paramount Dye tec Ltd	Group Company	Creditors	180.37	258.94	0.00
PSPL Dyers and Processors Private Limited	Company under common management	Investment	-	-	0.75
PSPL Dyers and Processors Private Limited	Companies under same management (Common Directors)	Other Advances	11.82	10.04	09.98
KK Impex	Proprietorship under same management (Common Directors)	Other Advances	-	0.75	0.00

FOR PARAMOUNT SYNTAX LIMITED

[Signature]

DIRECTOR

FOR PARAMOUNT SYNTAX LIMITED

[Signature]

DIRECTOR



PARAMOUNT SYNTEX LIMITED

Note 4.1 LONG TERM BORROWINGS AS ON 31.03.2025

S. NO.	LOAN TYPE	LOAN ACCOUNT NAME	LOAN AVAILALED AMOUNT	DISBURSEMENT DATE	Rate of Interest (%)	LOAN TENURE (MONTHS)	Secured Against	(Indian Rupees in Lakhs) Outstanding Balance as on 31.03.2025
1	TERM LOAN	HDFC BANK LTD.	410.00	03-07-2023	8.15%	86	Book Debts, Commercial Property, Factory Land And Building, Fixed Deposit, Plant And Machinery, Residential Plot, Residential Property, Stock	313.70
2	TERM LOAN	HDFC BANK LTD.	213.00	09-07-2022	9.24%	61	Book Debts, Commercial Property, Factory Land And Building, Fixed Deposit, Plant And Machinery, Residential Plot, Residential Property, Stock	176.70
3	CAR LOAN	HDFC BANK LTD.	60.00	07-05-22	7.00%	60	Car	27.53
4	CAR LOAN	HDFC BANK LTD.	5.00	07-02-23	8.89%	39	Car	1.83
6	CAR LOAN	Kotak Mahindra	14.00	28-12-2024	10.10%	36	Car	13.34
7	CAR LOAN	Mahindra And Mahindra Finance Service Limited	386.16	25-02-2025	11.60%	61	Machinery	386.16
8	USED CAR REFINANCE LOAN	HDFC BANK LTD.	8.15	01.03.2025	12.25%	48	Car	34.57
9	REFINANCE LOAN	HDFC BANK LTD.	35.00	21.02.2025	11.75%	60	Car	4.56
10	REFINANCE LOAN	HDFC BANK LTD.	4.61	25.02.2025	13.25%	60	Car	8.02
11	REFINANCE LOAN	HDFC BANK LTD.	13.10	01.03.2025	11.75%	60	Car	12.94
12	Cash Credit	HDFC BANK LTD.	3035.00	21.01.2016	8.25%	12	Book Debts, Commercial Property, Factory Land And Building, Fixed Deposit, Plant And Machinery, Residential Plot, Residential Property, Stock	1917.13
13	Cash Credit	AXIS BANK LTD.	1151.32	17.07.2021	7.70%	12	Book Debts, Commercial Property, Factory Land And Building, Fixed Deposit, Plant And Machinery, Residential Plot, Residential Property, Stock	436.21
		Total	5335.34					3332.67

All secured borrowings of the Company, including cash credit and term loans, are personally guaranteed by the directors. The aggregate outstanding amount of such borrowings as on 31.03.2025 is INR 3332.67 Lakhs.

FOR PARAMOUNT SYNTEX LIMITED



[Signature]

DIRECTOR

DIRECTOR

Note 4.1: LONG TERM BORROWINGS AS ON 31.03.2024

S. NO.	LOAN TYPE	LOAN ACCOUNT NAME	LOAN AVAILALED AMOUNT	DISBURSEMENT DATE	Rate of Interest (%)	LOAN TENURE (MONTHS)	Secured Against	Outstanding Balance as on 31.03.2024
1	TERM LOAN	HDFC BANK LTD.	410.00	03-07-2023	8.15%	86	Book Debts, Commercial Property, Factory Land And Building, Fixed Deposit, Plant And Machinery, Residential Plot, Residential Property, Stock	361.90
2	TERM LOAN	HDFC BANK LTD.	213.00	09-07-2022	9.24%	61	Book Debts, Commercial Property, Factory Land And Building, Fixed Deposit, Plant And Machinery, Residential Plot, Residential Property, Stock	213.00
3	CAR LOAN	HDFC BANK LTD.	60.00	07-05-22	7.00%	60	Car	39.40
4	CAR LOAN	HDFC BANK LTD.	5.00	07-02-23	8.89%	39	Car	3.37
5	CAR LOAN	Term Loan From ICICI Bank	5.00	01.02.2023	8.40%	60	Car	1.72
6	Cash Credit	HDFC BANK LTD.	3187.00	21.01.2016	8.25%	12	Book Debts, Commercial Property, Factory Land And Building, Fixed Deposit, Plant And Machinery, Residential Plot, Residential Property, Stock	2013.43
7	Cash Credit	AXIS BANK LTD.	1123.00	17.07.2021	7.70%	12	Book Debts, Commercial Property, Factory Land And Building, Fixed Deposit, Plant And Machinery, Residential Plot, Residential Property, Stock	459.96
		Total	5003.00					3092.80

(Indian Rupees in Lakhs)

All secured borrowings of the Company, including cash credit and term loans, are personally guaranteed by the directors. The aggregate outstanding amount of such borrowings as on 31.03.2024 is Rs. 3272.59 Lakhs.

FOR PARAMOUNT SYNTAX LIMITED

FOR PARAMOUNT SYNTAX LIMITED

DIRECTOR

DIRECTOR



Note 4.1: LONG TERM BORROWINGS AS ON 31.03.2023

S. NO.	LOAN TYPE	LOAN ACCOUNT NAME	LOAN AVAILABLED AMOUNT	DISBURSEMENT DATE	Rate of Interest (%)	LOAN TENURE (MONTHS)	Secured Against	Outstanding Balance as on 31.03.2023
1	TERM LOAN	HDFC BANK LTD.	410.00	03-07-2023	8.15%	86	Book Debts, Commercial Property, Factory Land And Building, Fixed Deposit, Plant And Machinery, Residential Plot, Residential Property, Stock	406.36
2	TERM LOAN	HDFC BANK LTD.	213.00	09-07-2022	9.24%	61	Book Debts, Commercial Property, Factory Land And Building, Fixed Deposit, Plant And Machinery, Residential Plot, Residential Property, Stock	213.00
3	CAR LOAN	HDFC BANK LTD.	60.00	07-05-22	7.00%	60	Car	50.49
4	CAR LOAN	HDFC BANK LTD.	5.00	07-02-23	8.89%	39	Car	4.78
5	CAR LOAN	Term Loan From ICICI Bank	5.00		8.40%	60	Car	2.76
6	Cash Credit	HDFC BANK LTD.	3187.00	21.01.2016	8.25%	12	Book Debts, Commercial Property, Factory Land And Building, Fixed Deposit, Plant And Machinery, Residential Plot, Residential Property, Stock	230.78
7	Cash Credit	AXIS BANK LTD.	1123.00	17.07.2021	7.70%	12	Book Debts, Commercial Property, Factory Land And Building, Fixed Deposit, Plant And Machinery, Residential Plot, Residential Property, Stock	1625.64
		Total	5003.00					2533.81

(Indian Rupees in Lakhs)

All secured borrowings of the Company, including cash credit and term loans, are personally guaranteed by the directors. The aggregate outstanding amount of such borrowings as on 31.03.2023

FOR AND ON BEHALF OF PARAMOUNT SYNTAX LIMITED



FOR PARAMOUNT SYNTAX LIMITED

DIRECTOR

DIRECTOR

PARAMOUNT SYNTEX LIMITED
 32, Floor- 3, Ploot 196/198, Bhagwan Bhuwan, Hazrat Abbas Road, Mumbai, Maharashtra, - 400009
 CIN: U17110MH1996PLC097972

Annexure I: Statement of Notes to the Restated Financial Information
 Restatement adjustments, Material regroupings and Non-adjusting items


(a) Impact of restatement adjustments

Below mentioned is the summary of results of restatement adjustments made to the audited financial statements of the respective period/years and its impact on profits.

(Indian Rupees in Lakhs)				
Particulars	Note No.	Year Ended 31st March, 2025	Year Ended 31st March, 2024	Year Ended 31st March, 2023
Profit after tax as per audited financial statements		662.85	1101.61	1256.16
Adjustments to net profit as per audited / unaudited financial statements				
Add:				
Foreign Exchange Differences	(c) (viii))	-	-	2.76
Deferrd Tax Provision	(c) (xvii))		195.03	21.77
Reversal of GST RCM	(c) (xvi))	-	.15	
Bad Debts	(c) (xv))	-	25.39	
Corporate Social Responsibility Provision	(c) (xii))	9.98		
Change in Income Tax Provision & Deferred Tax	(c) (xvii))		-3.17	-2.54
Less:				
Revenue Recognition Adjustment	(c) (i)	-	-	667.16
Settlement of Customs Duty Advance	(c) (iii))	-	-	26.76
Recognition of Gratuity Liability	(c) (vi))	-	19.30	41.29
Reclassification of Capitalized Expenses	(c) (ii))	-	.00	496.10
Interest Provision for MSME creditors	(c) (iv))	-	3.69	.99
Change in method of Depreciation	(c) (v))	-	2.29	10.09
Reversal of Interest Income on Advances	(c) (ix))	-	122.26	
Director Remuneration reclassified to from IPO expense to Employee Benefits Expenses in Profit & Loss statement	(c) (x))	-	35.00	
Preliminary Expenses	(c) (xi))	-	53.96	
Corporate Social Responsibility Provision	(c) (xii))		9.98	
Rent Expenses	(c) (xiii))	-	1.08	
Provision for Bad Advances	(c) (xiv))	-	679.20	
Bad debts	(c) (xv))	-	-	4.86
Foreign Exchange Differences	(c) (viii))		3.81	
Tax of Earlier Years	(c) (xviii))		253.71	
Restated profit after tax for the period/ years		672.83	134.72	30.90
		672.83	134.72	30.90

FOR PARAMOUNT SYNTEX LIMITED

FOR PARAMOUNT SYNTEX LIMITED



DIRECTOR

DIRECTOR

(b) Reconciliation of restated Equity / Networth:

Below mentioned is the summary of restatement adjustments relating to Net worth made to the audited financial statements of the (Indian Rupees in Lakhs)

Particulars	Note No.	Year Ended 31st March, 2025	Year Ended 31st March, 2024	Year Ended 31st March, 2023
Equity / Networth as per Audited / Unaudited Financials		4073.05	2607.73	2510.61
Adjustment for:				
Adjustment of items pertaining to Statement of Profit and loss (Refer profit and loss reco adjustments)	Less	2212.67	1245.78	.00
Adjustment of items pertaining to Reserves	Add	1004.49	1004.49	.00
Add:				
Foreign Exchange Differences	(c) (viii)	-	-	2.76
Deferred Tax Provision	(c) (xvii)	-	195.03	21.77
Reversal of GST RCM	(c) (xvi)	-	.15	.00
Bad Debts	(c) (xv)	-	25.39	.00
CSR Provision	(c) (xii)	9.98	.00	.00
Change in Income Tax Provision & Deferred Tax	(c) (xvii)	-	-3.17	-2.54
Deferred Tax on Provision for Bad debts prior to FY 2022-23	(c) (xv)	5.17	5.17	5.17
Less:				
Revenue Recognition Adjustment	(c) (i)	-	-	667.16
Settlement of Customs Duty Advance	(c) (iii)	-	-	26.76
Recognition of Gratuity Liability	(c) (vi)	-	19.30	41.29
Reclassification of Capitalized Expenses	(c) (ii)	-	.00	496.10
Interest Provision for MSME creditors	(c) (iv)	-	3.69	.99
Change in method of Depreciation	(c) (v)	-	2.29	10.09
Reversal of Interest Income on Advances	(c) (ix)	-	122.26	-
Director Remuneration reclassified to from IPO expense to Employee Benefits Expenses in Profit & Loss statement	(c) (x)	-	35.00	-
Preliminary Expenses	(c) (xi)	-	53.96	-
CSR Provision	(c) (xii)	-	9.98	-
Rent Expenses	(c) (xiii)	-	1.08	-
Provision for Bad Advance	(c) (xiv)	-	679.20	-
Foreign Exchange Differences	(c) (viii)	-	3.81	-
Bad debts	(c) (xv)	-	-	4.86
Provision for Bad debts prior to FY 2022-23	(c) (xv)	-	-	20.53
Tax of Earlier Years	(c) (xviii)	-	253.71	-
Equity/Networth Reconciliation		2880.01	1404.71	1269.99
Equity/Networth as per Restated Financial Statement		2880.01	1404.71	1269.99

A positive figures represents addition and figures in brackets/ negative represents deletion in the corresponding head in the audited / unaudited financial statements for respective reporting periods to arrive at the restated numbers.

(c) Explanatory notes for the restatement adjustments

Appropriate adjustment have been made in the restated financial statement, wherever required, by reclassification of the corresponding item of income, expenses, assets and liabilities, in order to bring them in line with the groupings as per audited financial of the company for all the years and the requirements of the Securities and Exchange Board of India (Issue of Capital and Disclosure Requirements) Regulation 2018.

(i) Revenue Recognition Adjustment

In the audited financial statements for FY 2022-23, revenue of Rs. 6,67,15,705 was recognized under "Accrued Income Unbilled" against sale orders received prior to year-end. Since the underlying goods/services were delivered in FY 2023-24, the recognition was not in line with AS 9 - "Revenue Recognition." Accordingly, in the restated financial statements, the said income has been reversed in FY 2022-23 and recognized in FY 2023-24, the period in which the performance obligations were actually fulfilled.

FOR PARAMOUNT SYNTAX LIMITED



DIRECTOR

DIRECTOR

(c) **Explanatory notes for the restatement adjustments**

(ii) **Reclassification of Capitalized Expenses**

Expenses amounting to Rs. 4,96,09,686 capitalized in FY 2022-23 in the audited financial statements have been reclassified as revenue expenditure in the restated financials, since the underlying assets against which such capitalization was made are not available. Accordingly, in the absence of identifiable assets capable of generating future economic benefits, the capitalization is not considered appropriate, and the expenditure has been charged to the Statement of Profit and Loss in the respective year.

(iii) **Settlement of Customs Duty Advance**

An amount of Rs. 26,76,000 was paid on 01.05.2018 against a demand raised by the appropriate authority towards waiver of a show-cause notice for underpayment of customs duty. Although the liability had already been discharged and settled, the said amount continued to be reflected as 'Advances' in the audited financial statements up to FY 2022-23. For the purpose of restatement, the same has been reclassified and charged to the Statement of Profit and Loss under 'Rates and Taxes,' as it represents an expense already incurred and settled, and does not qualify to be shown as an advance.

(iv) **Interest on MSME Dues**

In compliance with Section 16 of the Micro, Small and Medium Enterprises Development Act, 2006, interest payable to MSMEs, amounting to INR 99,198 for FY 2022-23 and INR 3,69,477 for FY 2023-24, has been recognized in the restated financial statements. These were not provided in the audited financials.

(v) **Depreciation change in method**

Depreciation on certain fixed assets capitalized in FY 2022-23 and FY 2023-24 was omitted in the audited financial statements. The same has now been charged in the restated financials in the relevant years, resulting in higher depreciation expense, with a larger impact in FY 2022-23 due to higher asset additions.

(vi) **Recognition of Gratuity Liability**

Gratuity expenses of INR 41,28,522 for FY 2022-23 and INR 19.30 lakhs for FY 2023-24 have been recognized in the restated financials, based on an actuarial valuation, in accordance with AS 15 - "Employee Benefits." These expenses were not recognized in the audited financial statements. Out of Total amount of Gratuity Rs. 41,28,522 expensed out in FY 2022-23, Rs. 5,78,565/- pertains to FY 2022-23 and remaining Rs. 35,49,957 shown as exceptional expense pertains to prior to FY 2022-23.

(vii) **Change in Income Tax Provision & Deferred Tax**

Provision for Income Taxes

In the audited financial statements, excess/short provisions for income taxes were recognized in the year in which the income tax return was filed. For the purpose of restatement, such provisions have been adjusted in the year to which they actually relate to, in accordance with the matching principle.

Deferred Tax Adjustments

Differences have arisen between deferred tax assets/liabilities as per the audited financial statements and those as per the restated financial information. The same have been rectified and recognized in the periods to which they relate, to ensure appropriate compliance with Accounting Standard 22 - "Accounting for Taxes on Income."

(viii) **Foreign Exchange Differences**

On recalculation, foreign exchange differences increased by INR 2,76,110 in FY 2022-23 and decreased by INR 3,81,153 in FY 2023-24 in the restated financials, as compared to the audited financials.

(ix) **Reversal of Interest Income on Advances**

In FY 2023-24 audited financials, trade receivables included interest income of INR 1,22,25,636. Considering its doubtful recoverability, the said income has been reversed in the restated financials in line with the principle of prudence.

(x) **Director Remuneration Related to IPO**

In the audited financial statements for FY 2023-24, some part of Director remuneration related to IPO activities was capitalized as an intangible asset. In the restated financials, this has been reclassified under "Employee Benefit Expenses" in the Statement of Profit & Loss, consistent with the nature of the expense and applicable standards.

(xi) **Preliminary Expenses**

Preliminary expenses of INR 53.96 Lacs capitalized as intangible assets in audited financials have been reclassified as revenue expenditure in the restated financials in their respective heads of expense, as such expenses should be charged off in the year incurred, in accordance with applicable accounting principles.

FOR PARAMOUNT SYNTAX LIMITED

FOR PARAMOUNT SYNTAX LIMITED

DIRECTOR

DIRECTOR



(c) **Explanatory notes for the restatement adjustments**

(xii) **Corporate Social Responsibility (CSR) Provision**

No provision for CSR expenditure was made in the audited financials for FY 2023-24. In the restated financials, a provision of INR 9,98,365 has been recognized, in compliance with Section 135 of the Companies Act, 2013.

(xiii) **Rent Expense**

Rent payable has been increased by INR 1,08,000 in the restated financials, resulting in a corresponding increase in rent expense, to account for an omission in the audited financial statements.

(xiv) **Provision for Bad Advance**

The amount Written off 4,86,417/- of unrecoverable debtors (F.Y. 2022-23), though inadvertently omitted in the audited accounts, is duly reflected in the RFS in line with AS 1 and AS 4. Further, 6,79,20,200/- of irrecoverable business advances (F.Y. 2023-24), presently under litigation, has been written off in accordance with the prudence principle under AS 1 and AS 29. Thus, both items have been properly recognised in the RFS as per applicable Accounting Standards to ensure a true and fair presentation.

(xv) **Provision for Bad debts**

Unrecoverable debtors amounting to 25,39,180.32 have been duly booked as expenses in the audited financial statements in FY 2023-24. However, in the Restated Financial Statements (RFS), the said amount has been recognised in the year in which the debtors actually arose. Accordingly, 4,86,417/- has been written off in F.Y. 2022-23 and the balance sum of 20,52,763.32 has been adjusted against the opening balance of Reserves & Surplus as on 01.04.2022, thereby ensuring correct periodical recognition and compliance with applicable Accounting Standards. Deffered Tax Impact Amounting to Rs. 5.16 Lacs on the same has also been given in

(xvi) **Reversal of GST RCM**

Tax under Reverse Charge Mechanism (RCM) amounting to INR 14,540, reflected in the audited financials, has been written off in the restated financial statements for appropriate presentation.


(xvii) Due to changes in Depreciation Expense as per the Companies Act, 2013, CSR Expense, and Gratuity Expense, Deferred Tax has been updated in the restated financial statements in accordance with Accounting Standard.

(xviii) **Tax of Earlier Years**

The amount of unadjusted advances tax and self assessment tax paid against the amount of provision made for the respective years are expensed out on account of short provisions made in the FY 2023-24 as Tax of Earlier Years. This amount is net of provisions and advance tax paid along with TDS and self assement tax showing prior to FY 2023-24. It includes the short tax provision was made for FY 2022-23 by Rs. 240.24 Lacs.

FOR PARAMOUNT SYNTAX LIMITED

FOR PARAMOUNT SYNTAX LIMITED



DIRECTOR

DIRECTOR

Paramount Syntex Limited
(Formerly Known as Paramount Syntex Private Limited)
32, Floor- 3, Ploot 196/198, Bhagwan Bhuvan, Hazrat Abbas Road, Mumbai, Maharashtra, - 400009.
CIN: U17110MH1996PLC097972

Annexure-II: Re-classification of Items from Audited to Restated Financial Information

S.No	Particulars	Note No.	As at 31.03.2024	As at 31.03.2023	As Per Audited Financial Statements	As Per Restated Financial Statements
1	Unsecured Loan	4	6.15	-	Property, Plant & Equipment & Intangible Assets	Unsecured Loan
2	Trade Payables	7	539.06	-	Other Current Liab	Trade Payables
3	Other Current Liabilities	8	-	.68	Trade Payables	Other Current Liabilities
4	Other Current Liabilities	8	99.05	57.99	Short-term borrowings	Other Current Liabilities
5	Other Current Liabilities	8	100.00	-	Unsecured Loans	Other Current Liab
6	Short Term Provision	9	2.00	2.00	Other Current Liabilities	Short Term Provision
7	Non Current Investment	11	-	75	Short Term Loan & Advances	Non Current Investment
8	Long-Term Loan & Advances	13	1.03	23.53	Short Term Loan & Advances	Long-Term Loan & Advances
9	Other Non Current Assets	14	31.78	31.92	Property, Plant & Equipment & Intangible Assets	Other Non Current Assets
10	Long Term Loans & Adv	14	57.09	-	Property, Plant & Equipment & Intangible Assets	LongTerm Loans & Advances
11	Bank Guarantee & FD	14	6.66	6.60	Cash and Cash Equivalents	Other Non Current Assets
12	Short Term Loan & Advances	18	-	107.68	Other current assets	Short Term Loan & Advances
13	Short Term Loans & Adv	18	.06	598.06	Trade Receivables	Short Term Loans & Advances
14	Short Term Loans & Adv	18	15.94	-	Other Current Assets	ShortTerm Loans & Advances

Appropriate adjustment have been made in the restated financial statement, wherever required, by reclassification of the corresponding item of income, expenses, assets and liabilities, in order to bring them in line with the groupings asper audited financial of the company for all the years and the requirements of the Securities and Exchange Board of India (Issue of Capital and Disclosure Requirements) Regulation 2018.

FOR PARAMOUNT SYNTEX LIMITED

B

DIRECTOR

FOR PARAMOUNT SYNTEX LIMITED

[Signature]

DIRECTOR



Paramount Syntex Limited
(Formerly Known as Paramount Syntex Private Limited)
32, Floor-3, Ploot 196/198, Bhagwan Bhuwan, Hazrat Abbas Road, Mumbai, Maharashtra, - 400009.
CIN: U17110MH1996PLC097972

Annexure-III

OTHER FINANCIAL INFORMATION

(Indian Rupees in Lakhs)

Particulars	For the year ended 31.03.2025	For the year ended 31.03.2024	For the year ended 31.03.2023
Net Worth (A)			
Earnings Before Interest, Tax, Depreciation and Amortisation (EBITDA)	2880.01	1404.71	1269.99
Restated Profit after tax	1355.94	965.73	451.42
Add: Prior Period Item	672.83	134.72	30.90
Adjusted Profit after Tax(B)	-	-	-
	672.83	134.72	30.90
Number of Equity Share outstanding as on the End of Year/Period (C)	119.59	106.44	3.43
Weighted average no of Equity shares as on the end of the period year(D)-			
-Pre Bonus (D(i))	118.19	3.43	3.43
-Post Bonus (D(ii))	118.19	106.44	106.44
Face Value per Share	10.00	10.00	10.00
Restated Basic & Diluted Earnings Per Share (In Rs.) (B/D)			
- Pre Bonus (B/D(i))	5.69	39.24	9.00
- Post Bonus (B/D(ii))	5.69	1.27	0.29
Return on Net worth (%) (B/A)	23.36%	9.59%	2.43%
Net asset value per share (A/D(i)) (Pre Bonus) (In Rs.)	24.08	409.12	369.88
Net asset value per share (A/D(ii)) (Post Bonus) (In Rs.)	24.08	13.20	11.93

Notes:-

1. The ratios have been Computed as per the following formulas

(i) Basic Earnings per Share

$$\frac{\text{Restated Profit after Tax available to equity shareholders}}{\text{Weighted average number of equity shares outstanding at the end of the year / period}}$$

(ii) Net Asset Value (NAV) per Equity Share

$$\frac{\text{Restated Net Worth of Equity Share Holders}}{\text{Number of equity shares outstanding at the end of the year / period}}$$

(iii) Return on Net worth (%)

$$\frac{\text{Restated Profit after Tax available to equity shareholders}}{\text{Restated Net Worth of Equity Share Holders}}$$

2. EBITDA represents Earnings (or Profit/ (Loss)) before Finance Costs, Income Taxes, and Depreciation and Amortization Expenses. Extraordinary and Exceptional Items have been considered in the calculation of EBITDA as they were expense items.

3. Net Profit as restated, as appearing in the Statement of Profit and Losses, has been considered for the purpose of computing the above ratios. These ratios are computed on the basis of the Restated Financial Information of the Company.

4. Earnings per share calculations are done in accordance with Accounting Standard 20 "Earning per Share", issued by the Institute of Chartered Accountants of India.

5. Weighted average number of Equity Shares is the number of Equity Shares outstanding at the beginning of the period adjusted by the number of Equity Shares issued during period multiplied by the time weighting factor. The time weighting factor is the number of days for which the specific shares are outstanding as a proportion of total number of days during the period.

6. The company issued 44,90,200 equity shares of Rs. 10/- each as bonus shares in the ratio of 200:1 (i.e. 200 (Two Hundred) Fully paid Bonus Shares of Rs.10/- each will be allotted against the holding of 1 (One) equity shares of the Company) on June 07, 2024.

FOR PARAMOUNT SYNTEX LIMITED

FOR PARAMOUNT SYNTEX LIMITED



DIRECTOR

DIRECTOR

Annexure-IV

RESTATED STATEMENT OF TAX SHELTER

(Indian Rupees in Lakhs)

Particulars	As at 31.03.2025	As at 31.03.2024	As at 31.03.2023
Net Profit/(Loss) before taxes (A)	918.12	522.44	46.90
Tax Rate Applicable %	25.17%	25.17%	25.17%
Minimum Alternate Taxes (MAT)	-	-	-
Adjustments			
Add: Depreciation as per Companies act	161.19	170.20	177.23
Add: Profit/ Loss on sale of fixed assets	-5.44	.00	-.43
Add: Provision for Bad-Debts and Bad Advances	12.39	679.20	25.39
Add: CSR	18.83	9.98	
Add: Gratuity provision	19.76	26.27	41.29
Add : Interest on MSME	1.86	3.69	.99
Less: Gratuity Paid	6.09	6.97	.00
Less : Bad debts		20.53	4.86
Less: Taxable under other heads of income	.89	.06	1.33
Less: Depreciation as per Income Tax Act, 1961	326.06	167.91	167.14
Less: Deductions under Income Tax Act, 1961			
Less : Deferred Tax Credit Adjusted for computation of Tax under 115)B of Income Tax Act	-	-	-
Net Adjustments(B)	-124.44	693.89	71.13
Business Income (A+B)	793.68	1216.33	118.03
Income from Capital Gains			
Sale Consideration		-	-
Less: Cost of Acquisition		-	-
Long/ Short Term Capital Gain		-	-
Less: Brought Forward Capital Gain		-	-
Income from Other Sources (Interest Income)	.89	.06	1.33
Interest on Income Tax Refund		-	-
Interest on security Deposit		-	-
Damages and claims received		-	-
Gross Total/ Taxable Income	794.57	1216.39	119.36
Less: Deductions U/S 80)AA	12.00	3.66	.00
Net Total/ Taxable Income	782.57	1212.73	119.36
Tax Payable as per Normal Rate	196.96	305.22	30.04
Tax Payable as per Special Rate:	-	-	-
Interest payable on above		-	-
Tax as per Income Tax (C)	196.96	305.22	30.04
Tax Payable as per Minimum Alternate Tax U/S 115)B of the Income Tax Act,1961	-	-	-
Additional Income tax & Interest Payable on above		-	-
Tax as per MAT (D)	-	-	-
Net Tax (Higher of C & D)	196.96	305.22	30.04
Current tax as per restated Statement of Profit & Loss	196.96	305.22	30.04

1. The above statement is in accordance with Accounting Standard - 22, "Accounting for Taxes on Income" prescribed under Section 133 of the Act, read with Rule 7 of Companies (Accounts) Rules, 2014 (as amended).

2. The permanent/timing differences for the years 31 March 2023 and 2024 have been computed based on the Income-tax returns filed for the respective years after giving adjustments to restatements, if any.

3. Figures for the Year ended 31st March 2025 have been derived from the provisional computation of total income prepared by the Company in line with the final return of income will be filed for the assessment year 2025-2026 and are subject to any change that may be considered at the time of filing return of income for the assessment year 2025-26.

4. Statutory tax rate includes applicable surcharge, education cess and higher education cess of the year concerned.

5. The above statement should be read with the Statement of Notes



DIRECTOR

DIRECTOR

PARAMOUNT SYNTEX LIMITED

32, Floor- 3, Ploot 196/198, Bhagwan Bhuwan, Hazrat Abbas Road, Mumbai, Maharashtra, - 400009

CIN: U17110MH1996PLC097972

Annexure V: Restated Statement of Capitalisation

Particulars	(Indian Rupees in Lakhs)	
	Pre Issue	Post Issue
Borrowings		
Short-term		
Long-term (including current maturities) (A)	2353.34	-
Total Borrowings (B)	993.79	-
	3347.12	-
Shareholders' funds		
Share capital	1195.94	-
Reserves and surplus	1684.08	-
Total Shareholders' funds (C)	2880.01	-
Long-term borrowings/ equity* $\{(A)/(C)\}$	0.35	-
Total borrowings/ equity* $\{(B)/(C)\}$	1.16	-
* equity= total shareholders' funds		

Notes:


- 1 Short-term borrowings implies borrowings repayable within 12 months from the Balance Sheet date.
Long-term borrowings are debts other than short-term borrowings and also includes the current maturities of long-term borrowings (included in Short term borrowing).
- 2 The above ratios have been computed on the basis of the Restated Summary Statement of Assets and Liabilities of the Company.
- 3 The above statement should be read with the Statement of Notes to the Restated Financial Information of the Company

FOR PARAMOUNT SYNTEX LIMITED


DIRECTOR

FOR PARAMOUNT SYNTEX LIMITED


DIRECTOR



PARAMOUNT SYNTEX LIMITED
 32, Floor- 3, Ploot 196/198, Bhagwan Bhuwan, Hazrat Abbas Road, Mumbai,
 Maharashtra, - 400009
 CIN: U17110MH1996PLC097972

RESTATED STATEMENT OF CONTINGENT LIABILITIES

Annexure- VI

Particulars	Total Outstanding as on 31.03.2025	Total Outstanding as on 31.03.2024	Total Outstanding as on 31.03.2023
Claims against the company not acknowledged as Debts	Unascertainable	Unascertainable	Unascertainable
Income Tax Demand	.00	.00	24.11
TDS Demand	4.64	3.02	1.20
Total	4.64	3.02	25.32

FOR PARAMOUNT SYNTEX LIMITED

DIRECTOR




FOR PARAMOUNT SYNTEX LIMITED



DIRECTOR